

LEA Name: Penn Manor SD  
Address: P O BOX 1001  
City: MILLERSVILLE, PA 17551-0301

Class Size: 2

County: Lancaster  
AUN Number: 113365203

Pennsylvania Department of Education  
Comptroller's Office  
Annual Financial Report , PDE-2057  
School District, AVTS/CTC, Special Program Jointures, and Charter School


For the Fiscal Year Ending  
06/30/2010

**CERTIFICATION: By signing this page I agree that the electronic file submitted is a complete and accurate statement of the financial operations and status of the local education agency for the fiscal year. It has been prepared in accordance with generally accepted accounting principles and established Commonwealth of PA reporting guidelines.**

Michael G. Lechliter 

Chief School Administrator (Print and sign name)

10/29/2010  
Date

Paula E. Howard 

Board Secretary (Print and sign name)

10/29/2010  
Date

CHRISTOPHER L. JOHNSTON

Contact Person

(717) 872-9500 Ext. 2237  
Contact Person Telephone Number

chrisj@pennmanor.net

Contact Person E-mail Address

(717) 872-9505  
Contact Person Fax Number

LEA Name: Penn Manor SD  
Address P O BOX 1001  
City MILLERSVILLE, PA 17551-0301

Class Size: 2

County: Lancaster  
AUN Number: 113365203

**Pennsylvania Department of Education  
Comptroller's Office**

**Annual Financial Report , PDE-2057**

School District, AVTS/CTC, Special Program Jointures, and Charter School

For the Fiscal Year Ending  
06/30/2010

**CERTIFICATION: By signing this page I agree that the electronic file submitted is a complete and accurate statement of the financial operations and status of the local education agency for the fiscal year. It has been prepared in accordance with generally accepted accounting principles and established Commonwealth of PA reporting guidelines.**

\_\_\_\_\_  
Chief School Administrator (Print and sign name)

\_\_\_\_\_  
Date

\_\_\_\_\_  
Board Secretary (Print and sign name)

\_\_\_\_\_  
Date

CHRISTOPHER L. JOHNSTON

Contact Person

chrisj@pennmanor.net

Contact Person E-mail Address

(717) 872-9500 Ext. 2237

Contact Person Telephone Number

(717) 872-9505

Contact Person Fax Number

Amounts Expressed in Whole Dollars

**ASSETS**

**Current Assets:**

	Governmental Activities	Business-Type Activities	TOTAL	Component Units
0100 Cash and Cash Equivalents	2,752,564	4,410	2,756,974	
0110 Investments	20,857,507	141,347	20,998,854	
0120 Taxes Receivable (Net)	1,528,330		1,528,330	
0141 Due from Other Governments	2,170,330		2,170,330	
0142 State Revenue Receivable				
0143 Federal Revenue Receivable				
0145 Other Intergovernmental Revenue Receivable				
0146 Due From Primary Governments				
0147 Due From Component Units				
0150 Other Receivables	249,923	4,223	254,146	
0170 Inventories		63,026	63,026	
0180 Prepaid Expenses / Expenditures				
0190 Other Current Assets				

<b>Total Current Assets</b>	<b>27,558,654</b>	<b>213,006</b>	<b>27,771,660</b>	
-----------------------------	-------------------	----------------	-------------------	--

**Noncurrent Assets:**

0108 Restricted Cash and Cash Equivalents	15,405,458		15,405,458	
0211 Land	2,929,306		2,929,306	
0212 Site Improvements	2,038,582		2,038,582	
0220 Building & Building Improvements (net Acc Dep)	69,510,608		69,510,608	
0230 Furniture & Equipment (net Acc Dep)	1,383,129	111,707	1,494,836	
0250 Construction in Progress	2,955,016		2,955,016	
0260 Long-Term Prepayments (net Acc Amort LT Prepaymt)	368,238		368,238	
0280 Infrastructure Assets (net Acc Dep)				
0290 Other LT Receivables (incl Adv to Other Funds)				

<b>Total Noncurrent Assets</b>	<b>94,590,337</b>	<b>111,707</b>	<b>94,702,044</b>	
--------------------------------	-------------------	----------------	-------------------	--

<b>TOTAL ASSETS</b>	<b>122,148,991</b>	<b>324,713</b>	<b>122,473,704</b>	
---------------------	--------------------	----------------	--------------------	--

Amounts Expressed in Whole Dollars

	Governmental Activities	Business-Type Activities	TOTAL	Component Units
<b>LIABILITIES</b>				
<b>Current Liabilities:</b>				
0403 Internal Balances	(170,736)	170,736		
0411 Due to Other Governments				
0412 Due to Primary Government				
0413 Due to Component Units				
0420 Accounts Payable	1,802,628	16,060	1,818,688	
0430 Contracts Payable				
0440 Current Portion of Long-Term Debt	5,976,047	4,979	5,981,026	
0450 Short-Term Payables				
0461 Accrued Salaries and Benefits	4,428,871		4,428,871	
0462 Payroll Deductions and Withholdings	263,139		263,139	
0480 Deferred Revenues	7,628	37,344	44,972	
0490 Other Current Liabilities	142,481		142,481	
<b>Total Current Liabilities</b>	<b>12,450,058</b>	<b>229,119</b>	<b>12,679,177</b>	
<b>Noncurrent Liabilities:</b>				
0470 Advances from Other Funds				
0510 Bonds Payable	42,313,270		42,313,270	
0520 Extended Term Financing Agreements Payable				
0530 Lease Purchase Obligations				
0540 LT Portion of Comp Abs	1,658,668	44,814	1,703,482	
0550 Authority Lease Obligations				
0560 Other Postemployment Benefits (OPEB)	278,853		278,853	
0599 Other Long-Term Liabilities	697,258		697,258	
<b>Total Noncurrent Liabilities</b>	<b>44,948,049</b>	<b>44,814</b>	<b>44,992,863</b>	
<b>TOTAL LIABILITIES</b>	<b>57,398,107</b>	<b>273,933</b>	<b>57,672,040</b>	
<b>NET ASSETS</b>				
0791 Invested in Capital Assets Net of Related Debt	46,577,067	111,707	46,688,774	
0792 Retirement of Long-Term Debt				
0793 Capital Projects				
0794 Term Endowment - Expendable				
0795 Permanent Endowment - Nonexpendable				
0798 Other Restrictions				
0799 Unrestricted (deficit)	18,173,817	(60,927)	18,112,890	
<b>TOTAL NET ASSETS</b>	<b>64,750,884</b>	<b>50,780</b>	<b>64,801,664</b>	
<b>TOTAL LIABILITIES AND NET ASSETS</b>	<b>122,148,991</b>	<b>324,713</b>	<b>122,473,704</b>	

Amounts Expressed in Whole Dollars	Expenses	Indirect Expenses Allocation	Program Revenues	
			Charges for Services	Operating Grants and Contributions
<b>Governmental Activities</b>				
Depreciation - unallocated				
Instruction	38,792,946		356,614	8,657,510
Instructional Student Support	3,267,676			340,490
Administrative and Financial Support Svcs	5,346,291			194,513
Operation and Maintenance of Plant Services	6,777,590		75,346	98,498
Pupil Transportation	2,833,817			1,632,710
Food Service (Governmental Activity)				
Student Activities	1,315,625		85,834	41,341
Community Services	33,612			33,565
Scholarships and Awards				
Interest on Long-Term Debt	1,803,040			1,163,394
<b>Total Governmental Activities</b>	<b>60,170,597</b>		<b>517,794</b>	<b>12,162,021</b>
<b>Business-type Activities</b>				
Food Service (Business-type Activity)	2,409,659		1,381,868	987,033
Child Care				
Other Enterprise Funds				
<b>Total Business-Type Activities</b>	<b>2,409,659</b>		<b>1,381,868</b>	<b>987,033</b>
<b>TOTAL PRIMARY GOVERNMENT</b>	<b>62,580,256</b>		<b>1,899,662</b>	<b>13,149,054</b>
<b>Component Units</b>				
<b>TOTAL PRIMARY GOVERNMENT AND COMPONENT UNITS</b>	<b>62,580,256</b>		<b>1,899,662</b>	<b>13,149,054</b>

Net (Expense) Revenue and Changes in Net Assets			
Governmental Activities	Business-type Activities	Total	Component Units
(29,778,822)		(29,778,822)	
(2,927,186)		(2,927,186)	
(5,151,778)		(5,151,778)	
(6,603,746)		(6,603,746)	
(1,201,107)		(1,201,107)	
(1,188,450)		(1,188,450)	
(47)		(47)	
(639,646)		(639,646)	
<b>(47,490,782)</b>		<b>(47,490,782)</b>	
	(40,758)	(40,758)	
	<b>(40,758)</b>	<b>(40,758)</b>	
<b>(47,490,782)</b>	<b>(40,758)</b>	<b>(47,531,540)</b>	
<b>(47,490,782)</b>	<b>(40,758)</b>	<b>(47,531,540)</b>	

Amounts Expressed in Whole Dollars	Expenses	Indirect Expenses Allocation	Program Revenues	
			Charges for Services	Operating Grants and Contributions
<b>TOTAL PRIMARY GOVERNMENT AND COMPONENT UNITS (from previous page)</b>				
<b>General Revenues, Special and Extraordinary Items, and Transfers</b>				
Taxes:				
Property Taxes, Levied for General Purposes, Net				
Other taxes levied				
Grants, subsidies, contributions not restricted				
Investment Earnings				
Receipts from Member Districts				
Miscellaneous Income				
Special Item (e.g., Contr to Term or Perm Endowmt)				
Extraordinary Items				
Transfers between Governmental, BT Activities				
<b>Total General Revenues, Special and Extraordinary Items, and Transfers</b>				
<b>CHANGES IN NET ASSETS</b>				
Net Assets, Beginning				
Prior Period Adjustment				
<b>NET ASSETS - END OF FISCAL YEAR</b>				

Net (Expense) Revenue and Changes in Net Assets		
Governmental Activities	Business-type Activities	Total
<b>(47,490,782)</b>	<b>(40,758)</b>	<b>(47,531,540)</b>
34,618,185		34,618,185
5,065,890		5,065,890
10,897,966		10,897,966
377,232	397	377,629
250,078		250,078
(50,000)	50,000	
<b>51,159,351</b>	<b>50,397</b>	<b>51,209,748</b>
<b>3,668,569</b>	<b>9,639</b>	<b>3,678,208</b>
61,082,315	41,141	61,123,456
<b>64,750,884</b>	<b>50,780</b>	<b>64,801,664</b>

Amounts Expressed in Whole Dollars		General (10)	Capital Reserve (690, 1850) (21)	Capital Reserve 1432 (22)	Public Purpose Trust (27)	Other Compt Approved (28)
<b>ASSETS</b>						
<b>Assets</b>						
0100	Cash and Cash Equivalents	2,737,968				
0110	Investments	15,060,851		5,762,967		
0120	Taxes Receivable (Net)	1,528,330				
0130	Due From Other Funds	179,651		3,515,462		
0141	Due from Other Governments	2,170,330				
0142	State Revenue Receivable					
0143	Federal Revenue Receivable					
0145	Other Intergovernmental Revenue Receivable					
0146	Due From Primary Governments					
0147	Due From Component Units					
0150	Other Receivables (Include Bond Proceeds Receivable)	212,802		33,425		
0160	Advances to Other Funds (Long-Term Loans)					
0170	Inventories					
0180	Prepaid Expenses / Expenditures					
0190	Other Current Assets					
<b>TOTAL ASSETS</b>		<b>21,889,932</b>		<b>9,311,854</b>		

Athletic/ Activity (29)	Capital Projects (30)	Debt Service (40)	Permanent (90)	Non-Major Governmental Funds	Total Governmental Funds	Assets
	505,059			14,596	3,257,623	0100
	14,900,399	8,660		25,029	35,757,906	0110
					1,528,330	0120
					3,695,113	0130
					2,170,330	0141
						0142
						0143
						0145
						0146
						0147
					246,227	0150
						0160
						0170
						0180
						0190
	<b>15,405,458</b>	<b>8,660</b>		<b>39,625</b>	<b>46,655,529</b>	

Amounts Expressed in Whole Dollars		General (10)	Capital Reserve (690, 1850) (21)	Capital Reserve 1432 (22)	Public Purpose Trust (27)	Other Compt Approved (28)
<b>LIABILITIES AND FUND BALANCES</b>						
<b>Liabilities</b>						
0400	Due to Other Funds	3,515,462			3,889	
0411	Due to Other Governments					
0412	Due to Primary Government					
0413	Due to Component Units					
0420	Accounts Payable	1,484,725			47,349	
0430	Contracts Payable					
0440	Current Portion of Long-Term Debt (e.g. St Comp Abs)					
0450	Short-Term Payables					
0461	Accrued Salaries and Benefits	4,428,871				
0462	Payroll Deductions and Withholdings	263,139				
0470	Advances from Other Funds					
0480	Deferred Revenues	542,712				
0490	Other Current Liabilities					
<b>TOTAL LIABILITIES</b>		<b>10,234,909</b>			<b>51,238</b>	
<b>Fund Balances</b>						
0751	Reserve for Inventories					
0752	Reserve for Prepaid Expenses					
0753	Reserve for Encumbrances					
0754	Reserve for Retirement of Long-Term Debt					
0755	Reserve for Capital Projects					
0759	Reserve for Other (explain)					
0771	Unreserved - Designated	6,850,000				
0772	Unreserved - Undesignated	4,805,023			9,260,616	
<b>TOTAL FUND BALANCES</b>		<b>11,655,023</b>			<b>9,260,616</b>	
<b>TOTAL LIABILITIES AND FUND BALANCES</b>		<b>21,889,932</b>			<b>9,311,854</b>	

Athletic/ Activity (29)	Capital Projects (30)	Debt Service (40)	Permanent (90)	Non-Major Governmental Funds	Total Governmental Funds	
	1,330				3,520,681	<b>Liabilities</b>
						0400
						0411
						0412
						0413
	270,548	6		6,915	1,809,543	0420
						0430
						0440
						0450
					4,428,871	0461
					263,139	0462
						0470
					542,712	0480
						0490
	<b>271,878</b>	<b>6</b>		<b>6,915</b>	<b>10,564,946</b>	
						<b>Fund Balances</b>
						0751
						0752
						0753
						0754
						0755
						0759
					6,850,000	0771
	15,133,580	8,654		32,710	29,240,583	0772
	<b>15,133,580</b>	<b>8,654</b>		<b>32,710</b>	<b>36,090,583</b>	
	<b>15,405,458</b>	<b>8,660</b>		<b>39,625</b>	<b>46,655,529</b>	

	Amount	Amount
<b>Total Fund Balances - Governmental Funds</b>		<b>36,090,583</b>
Amounts reported for governmental activities in the statement of net assets are different because:		
Capital assets and construction in progress used in governmental activities are not financial resources and, therefore, are not reported as assets in governmental funds. The cost of assets is \$116,816,746 and the accumulated depreciation is \$38,000,105		78,816,641
Property taxes receivable will be collected subsequent to year-end but are not available soon enough to pay for the current period's expenditures and, therefore, are deferred in the funds		535,084
Long-term liabilities, net of related assets, are not due and payable in the current period and, therefore, are not reported as liabilities in the funds. Long-term liabilities at year-end consist of:	(47,300,000)	
Bonds payable		
Accrued interest on the bonds	(135,567)	
Unamortized:	368,238	
Long-term debt issuance costs		
Bond premium, net of discount	(1,004,785)	
Deferred loss on bond refunding	291,515	
Accrued retirement costs	(697,258)	
Other postemployment benefits	(278,853)	
Compensated absences	(1,934,714)	(50,691,424)
<b>Total Net Assets - Governmental Activities</b>		<b>64,750,884</b>

Amounts Expressed in Whole Dollars

	General (10)	Capital Reserve (690, 1850) (21)	Capital Reserve 1432 (22)	Public Purpose Trust (27)	Other Compt Approved (28)
<b>REVENUES</b>					
6000 Local Sources	41,678,282		16,109		
7000 State Sources	19,165,999				
8000 Federal Sources	2,833,002				
<b>TOTAL REVENUES</b>	<b>63,677,283</b>		<b>16,109</b>		
<b>EXPENDITURES</b>					
1000 Instruction	36,332,713				
2000 Support Services	16,343,553				
3000 Noninstructional Services	1,016,507				
4000 Fac Acq, Const, and Imp			1,292,569		
5110 Debt Service (Principal & Interest)	83,000				
5130 Refund of Prior Year Receipts	233				
5140 Short Term Borrowing – Interests and Costs					
<b>TOTAL EXPENDITURES</b>	<b>53,776,006</b>		<b>1,292,569</b>		
<b>EXCESS (DEFICIENCY) OF REVENUES OVER EXPENDITURES</b>	<b>9,901,277</b>		<b>(1,276,460)</b>		
<b>OTHER FINANCING SOURCES (USES)</b>					
9110 Bonds Issued (Face Value) (Do not include Refunded Bonds)					
9120 Refunding Bonds Issued					
9130 Bond Premiums					
9200 Proceeds From Extended Term Financing					
9300 Interfund Transfers (From Other Funds)	39,055		3,515,462		
9400 Sale / Compensation for Fixed Assets					
9710 Transfers from Component Unit					
9720 Transfers From Primary Govt					
9900 Other Financing Sources Not Listed (9000 Series)					
5120 Debt Service - Refunded Bond Issues (Pmt to Ref Bond Escrow Agent)					
5150 Bond Discounts					
5200 Interfund Transfers Out	11,311,299				
5300 Transfers Involving Component Units					
<b>TOTAL OTHER FINANCING SOURCES (USES)</b>	<b>(11,272,244)</b>		<b>3,515,462</b>		

Athletic/ Activity (29)	Capital Projects (30)	Debt Service (40)	Permanent (90)	Non-Major Governmental Funds	Total Governmental Funds	
	55,813			67,700	41,817,904	6000
					19,165,999	7000
					2,833,002	8000
	<b>55,813</b>			<b>67,700</b>	<b>63,816,905</b>	
					36,332,713	1000
	25,500				16,369,053	2000
				67,354	1,083,861	3000
	1,622,546				2,915,115	4000
		7,745,837			7,828,837	5110
					233	5130
						5140
	<b>1,648,046</b>	<b>7,745,837</b>		<b>67,354</b>	<b>64,529,812</b>	
	<b>(1,592,233)</b>	<b>(7,745,837)</b>		<b>346</b>	<b>(712,907)</b>	
	10,570,000				10,570,000	9110
						9120
						9130
						9200
		7,754,493			11,309,010	9300
						9400
						9710
						9720
						9900
						5120
	92,488				92,488	5150
	27,711			20,000	11,359,010	5200
						5300
	<b>10,449,801</b>	<b>7,754,493</b>		<b>(20,000)</b>	<b>10,427,512</b>	

Amounts Expressed in Whole Dollars

	General (10)	Capital Reserve (690, 1850) (21)	Capital Reserve 1432 (22)	Public Purpose Trust (27)	Other Compt Approved (28)
<b>SPECIAL AND EXTRAORDINARY ITEMS</b>					
8888	Special Items				
8889	Extraordinary Items				
<b>NET CHANGE IN FUND BALANCES</b>	<b>(1,370,967)</b>		<b>2,239,002</b>		
0040	Fund Balance - Beginning of Fiscal Year				
	13,025,990		7,021,614		
0050	Prior Period Adjustment				
<b>FUND BALANCE - END OF YEAR</b>	<b>11,655,023</b>		<b>9,260,616</b>		

Athletic/ Activity (29)	Capital Projects (30)	Debt Service (40)	Permanent (90)	Non-Major Governmental Funds	Total Governmental Funds	
						8888
						8889
	8,857,568	8,656		(19,654)	9,714,605	
	6,276,012	(2)		52,364	26,375,978	0040
						0050
	15,133,580	8,654		32,710	36,090,583	

Amounts Expressed in Whole Dollars

	Amount	Amount
<b>Total net change in fund balances - governmental funds</b>		<b>9,714,605</b>
<p>Amounts reported for governmental activities in the statement of activities are different because:</p>		
<p>Capital outlays are reported in governmental funds as expenditures. However, in the statement of activities, the cost of those assets is allocated over their estimated useful lives as depreciation expense. This is the amount by which depreciation expense exceeds net capital outlay in the period. Depreciation expense, (\$2,882,157); capital outlay expense, including construction in progress, \$1,455,574</p>	(1,426,583)	
<p>Because some property taxes will not be collected for several months after the School District's fiscal year-end, they are not considered as available revenues in the governmental funds. Deferred tax revenues increased by this amount this year.</p>		72,260
<p>Issuance of long-term debt provides current financial resources to governmental funds. The repayment of principal of long-term debt consumes the current financial resources of governmental funds. However, this transaction has no effect on net assets.</p> <p>Also, governmental funds report the effect of issuance costs, premiums, discounts and similar items when debt is first issued, whereas these amounts are deferred and amortized in the statement of activities. The effect of these transactions in the statement of activities is shown below:</p>		
<p>Issuance of debt:</p>		
Bond proceeds	(10,570,000)	
Long-term debt issuance costs	25,500	
Bond discount	92,488	
Repayment of bond principal	5,895,000	
Amortization of:		
Long-term debt issuance costs	(90,221)	
Bond premium, net of discount	223,441	
Deferred loss	(97,313)	(4,521,105)
<p>In the statement of activities, interest is accrued on outstanding bonds, whereas in the governmental funds, an interest expenditure is reported when due.</p>		11,891

Amounts Expressed in Whole Dollars

Amount

Amount

In the statement of activities, certain operating expenses (compensated absences, other postemployment benefits and retirement costs) are measured by the amounts incurred during the year. In the governmental fund, however, expenditures for these

items are measured by the amount of financial resources used. This amount represents the difference between the amount incurred versus the amount used.

(182,499)

**Change in Net Assets - Governmental Activities**

**3,668,569**

Amounts Expressed in Whole Dollars		Budgeted Amounts		Actual (Budgetary Basis)	Variance With Final Budget Positive (Negative)
		Original	Final		
<b>REVENUES</b>					
6000	Local Sources	41,731,577	41,731,577	41,678,282	(53,295)
7000	State Sources	21,038,300	21,038,300	19,165,999	(1,872,301)
8000	Federal Sources	767,113	2,257,660	2,833,002	575,342
<b>TOTAL REVENUES</b>		<b>63,536,990</b>	<b>65,027,537</b>	<b>63,677,283</b>	<b>(1,350,254)</b>
<b>EXPENDITURES</b>					
1100	Regular Programs	28,231,272	27,934,920	27,448,281	486,639
1200	Special Programs	6,678,562	7,507,896	6,937,292	570,604
1300	Vocational Programs	1,788,462	1,743,299	1,739,021	4,278
1400	Other Instructional Programs	284,578	237,451	207,221	30,230
1500	Nonpublic School Programs				
1600	Adult Education Programs		899	899	
1700	Community/Junior College Programs				
1800	Pre-Kindergarten				
2100	Pupil Personnel Services	1,892,468	1,938,889	1,836,491	102,398
2200	Instructional Staff Services	852,668	819,476	791,117	28,359
2300	Administrative Services	3,708,226	3,596,291	3,557,917	38,374
2400	Pupil Health	645,979	582,122	571,879	10,243
2500	Business Services	857,051	791,543	782,709	8,834
2600	Operation and Maintenance of Plant Services	5,760,327	5,115,360	5,083,077	32,283
2700	Student Transportation Services	2,833,095	2,806,608	2,805,889	719
2800	Central & Other Support Services	842,804	866,683	859,337	7,346
2900	Other Support Services	52,946	55,136	55,136	
3100	Food Services				
3200	Student Activities	1,028,202	996,053	982,942	13,111
3300	Community Services	27,697	33,565	33,565	
3400	Scholarships and Awards				
4000	Fac Acq, Const, and Imp				
5110	Debt Service (Principal & Interest)	7,745,838	83,000	83,000	
5130	Refund of Prior Year Receipts		233	233	
5140	Short Term Borrowing – Interests and Costs				
<b>TOTAL EXPENDITURES</b>		<b>63,230,175</b>	<b>55,109,424</b>	<b>53,776,006</b>	<b>1,333,418</b>
<b>EXCESS (DEFICIENCY) OF REVENUES OVER EXPENDITURES</b>		<b>306,815</b>	<b>9,918,113</b>	<b>9,901,277</b>	<b>(16,836)</b>

Amounts Expressed in Whole Dollars		Budgeted Amounts		Actual	Variance With
		Original	Final	(Budgetary Basis)	Final Budget Positive (Negative)
<b>OTHER FINANCING SOURCES (USES)</b>					
9100	Sale of Bonds				
9200	Proceeds From Extended Term Financing				
9300	Interfund Transfers	20,000	20,000	39,055	19,055
9400	Sale / Compensation for Fixed Assets				
9700	Transfers from Comp Unit / Primary Govt				
9900	Other Financing Sources Not Listed (9000 Series)				
5120	Debt Service - Refunded Bond Issues				
5150	Bond Discounts				
5200	Interfund Transfers Out	1,550,000	11,311,299	11,311,299	
5300	Transfers Involving Component Units				
5900	Budgetary Reserve	150,000			
<b>TOTAL OTHER FINANCING SOURCES (USES)</b>		<b>(1,680,000)</b>	<b>(11,291,299)</b>	<b>(11,272,244)</b>	<b>19,055</b>
<b>SPECIAL AND EXTRAORDINARY ITEMS</b>					
8888	Special Items				
8889	Extraordinary Items				
<b>NET CHANGE IN FUND BALANCES</b>		<b>(1,373,185)</b>	<b>(1,373,186)</b>	<b>(1,370,967)</b>	<b>2,219</b>
0040	Fund Balance - Beginning of Fiscal Year	11,685,597	11,685,597	13,025,990	1,340,393
0050	Prior Period Adjustment				
<b>FUND BALANCE - END OF YEAR</b>		<b>10,312,412</b>	<b>10,312,411</b>	<b>11,655,023</b>	<b>1,342,612</b>

Amounts Expressed in Whole Dollars		Budgeted Amounts		Actual	Variance With
		Original	Final	(Budgetary Basis)	Final Budget Positive (Negative)
<b>REVENUES</b>					
6000	Local Sources				
7000	State Sources				
8000	Federal Sources				
<b>TOTAL REVENUES</b>					
<b>EXPENDITURES</b>					
1100	Regular Programs				
1200	Special Programs				
1300	Vocational Programs				
1400	Other Instructional Programs				
1500	Nonpublic School Programs				
1600	Adult Education Programs				
1700	Community/Junior College Programs				
2100	Pupil Personnel Services				
2200	Instructional Staff Services				
2300	Administrative Services				
2400	Pupil Health				
2500	Business Services				
2600	Operation and Maintenance of Plant Services				
2700	Student Transportation Services				
2800	Central & Other Support Services				
2900	Other Support Services				
3100	Food Services				
3200	Student Activities				
3300	Community Services				
3400	Scholarships and Awards				
4000	Fac Acq, Const, and Imp				
5110	Debt Service (Principal & Interest)				
5130	Refund of Prior Year Receipts				
<b>TOTAL EXPENDITURES</b>					
<b>EXCESS (DEFICIENCY) OF REVENUES OVER EXPENDITURES</b>					

Amounts Expressed in Whole Dollars		Budgeted Amounts		Actual	Variance With
		Original	Final	(Budgetary Basis)	Final Budget Positive (Negative)
<b>OTHER FINANCING SOURCES (USES)</b>					
9100	Sale of Bonds				
9200	Proceeds From Extended Term Financing				
9300	Interfund Transfers				
9400	Sale / Compensation for Fixed Assets				
9700	Transfers from Comp Unit / Primary Govt				
5150	Bond Discounts				
5200	Interfund Transfers Out				
5300	Transfers Involving Component Units				
5900	Budgetary Reserve				
<b>TOTAL OTHER FINANCING SOURCES (USES)</b>					
<b>SPECIAL AND EXTRAORDINARY ITEMS</b>					
8888	Special Items				
8889	Extraordinary Items				
<b>NET CHANGE IN FUND BALANCES</b>					
0040	Fund Balance - Beginning of Fiscal Year				
0050	Prior Period Adjustment				
<b>FUND BALANCE - END OF YEAR</b>					

Amounts Expressed in Whole Dollars		Budgeted Amounts	Actual	Variance With
		Original	(Budgetary Basis)	Final Budget Positive (Negative)
		Final		
<b>REVENUES</b>				
6000	Local Sources		16,109	16,109
7000	State Sources			
8000	Federal Sources			
<b>TOTAL REVENUES</b>			<b>16,109</b>	<b>16,109</b>
<b>EXPENDITURES</b>				
1100	Regular Programs			
1200	Special Programs			
1300	Vocational Programs			
1400	Other Instructional Programs			
1500	Nonpublic School Programs			
1600	Adult Education Programs			
1700	Community/Junior College Programs			
2100	Pupil Personnel Services			
2200	Instructional Staff Services			
2300	Administrative Services			
2400	Pupil Health			
2500	Business Services			
2600	Operation and Maintenance of Plant Services			
2700	Student Transportation Services			
2800	Central & Other Support Services			
2900	Other Support Services			
3100	Food Services			
3200	Student Activities			
3300	Community Services			
3400	Scholarships and Awards			
4000	Fac Acq, Const, and Imp		1,292,569	(1,292,569)
5110	Debt Service (Principal & Interest)			
5130	Refund of Prior Year Receipts			
<b>TOTAL EXPENDITURES</b>			<b>1,292,569</b>	<b>(1,292,569)</b>
<b>EXCESS (DEFICIENCY) OF REVENUES OVER EXPENDITURES</b>			<b>(1,276,460)</b>	<b>(1,276,460)</b>

Amounts Expressed in Whole Dollars		Budgeted Amounts	Actual	Variance With
		Original	(Budgetary Basis)	Final Budget Positive (Negative)
		Final		
<b>OTHER FINANCING SOURCES (USES)</b>				
9100	Sale of Bonds			
9200	Proceeds From Extended Term Financing			
9300	Interfund Transfers		3,515,462	3,515,462
9400	Sale / Compensation for Fixed Assets			
9700	Transfers from Comp Unit / Primary Govt			
5150	Bond Discounts			
5200	Interfund Transfers Out			
5300	Transfers Involving Component Units			
5900	Budgetary Reserve			
<b>TOTAL OTHER FINANCING SOURCES (USES)</b>			<b>3,515,462</b>	<b>3,515,462</b>
<b>SPECIAL AND EXTRAORDINARY ITEMS</b>				
8888	Special Items			
8889	Extraordinary Items			
<b>NET CHANGE IN FUND BALANCES</b>			<b>2,239,002</b>	<b>2,239,002</b>
0040	Fund Balance - Beginning of Fiscal Year		7,021,614	7,021,614
0050	Prior Period Adjustment			
<b>FUND BALANCE - END OF YEAR</b>			<b>9,260,616</b>	<b>9,260,616</b>


Amounts Expressed in Whole Dollars

	Food Service (51)	Child Care Operations (52)	Other Major Enterprise Funds (58)	Non-Major Enterprise Funds (59)	TOTAL
<b>ASSETS</b>					
<b>Current Assets:</b>					
0100 Cash and Cash Equivalents	4,410				4,410
0110 Investments	141,347				141,347
0130 Due From Other Funds	60				60
0141 Due from Other Governments					
0146 Due From Primary Governments					
0147 Due From Component Units					
0150 Other Receivables (Include Bond Proceeds Receivable)	4,163				4,163
0170 Inventories	63,026				63,026
0180 Prepaid Expenses / Expenditures					
0190 Other Current Assets					
<b>Total Current Assets</b>	<b>213,006</b>				<b>213,006</b>
<b>Noncurrent Assets:</b>					
0108 Restricted Cash and Cash Equivalents					
0160 Advances to Other Funds (Long-Term Loans)					
0211 Land					
0212 Site Improvements (net)					
0220 Building & Building Improvements (net)					
0230 Furniture & Equipment (net)	111,707				111,707
0250 Construction in Progress					
0260 LT Prepayments (net Acc Amort LT Prepayments)					
<b>Total NonCurrent Assets</b>	<b>111,707</b>				<b>111,707</b>
<b>TOTAL ASSETS</b>	<b>324,713</b>				<b>324,713</b>




**Internal  
Service  
(60)**

---

0100  
0110  
0130  
0141  
0146  
0147  
0150  
0170  
0180  
0190



0108  
0160  
0211  
0212  
0220  
0230  
0250  
0260




Amounts Expressed in Whole Dollars

	Food Service (51)	Child Care Operations (52)	Other Major Enterprise Funds (58)	Non-Major Enterprise Funds (59)	TOTAL
<b>LIABILITIES</b>					
<b>Current Liabilities:</b>					
0400 Due to Other Funds					170,736
0411 Due to Other Governments					
0413 Due to Component Units					
0420 Accounts Payable					16,060
0430 Contracts Payable					
0440 Current Portion of Long-Term Debt (e.g. St Comp Abs)					4,979
0450 Short-Term Payables					
0461 Accrued Salaries and Benefits					
0462 Payroll Deductions and Withholdings					
0480 Deferred Revenues					37,344
0490 Other Current Liabilities					
<b>Total Current Liabilities</b>					<b>229,119</b>
<b>Noncurrent Liabilities:</b>					
0470 Advances from Other Funds					
0510 Bonds Payable					
0520 Extended Term Financing Agreements Payable					
0530 Lease Purchase Obligations					
0540 LT Portion of Compensated Absences					44,814
0550 Authority Lease Obligations					
0599 Other Long-Term Liabilities					
<b>Total NonCurrent Liabilities</b>					<b>44,814</b>
<b>TOTAL LIABILITIES</b>					<b>273,933</b>
<b>NET ASSETS</b>					
0791 Invested in Capital Assets Net of Related Debt					111,707
0798 Restricted for Legal Purposes (0792-0798)					
0799 Unrestricted					(60,927)
<b>TOTAL NET ASSETS</b>					<b>50,780</b>
<b>TOTAL LIABILITIES AND NET ASSETS</b>					<b>324,713</b>



**Internal  
Service  
(60)**

---



0400  
0411  
0413  
0420  
0430  
0440  
0450  
0461  
0462  
0480  
0490



0470  
0510  
0520  
0530  
0540  
0550  
0599



0791  
0798  
0799



STATEMENT OF REVENUES, EXPENSES, AND CHANGES IN FUND NET ASSETS (REP)

Proprietary Funds

Page PRO-1A

Amounts Expressed in Whole Dollars


	Food Service (51)	Child Care Operations (52)	Other Major Enterprise Funds (58)	Non-Major Enterprise Funds (59)	TOTAL
<b>OPERATING REVENUES</b>					
6600 Food Service Revenue	1,314,445				1,314,445
6900 Charges for Services					
6999 Other Operating Revenues	67,423				67,423
<b>TOTAL OPERATING REVENUES</b>	<b>1,381,868</b>				<b>1,381,868</b>
<b>OPERATING EXPENSES</b>					
100 Salaries	646,164				646,164
200 Employee Benefits	298,603				298,603
300 Purchased Professional and Technical Service					
400 Purchased Property Services					
500 Other Purchased Service					
600 Supplies	1,400,354				1,400,354
700 Depreciation	13,789				13,789
810 Dues and Fees					
890 Other Operating Expenditures	50,749				50,749
<b>TOTAL OPERATING EXPENSES</b>	<b>2,409,659</b>				<b>2,409,659</b>
<b>OPERATING INCOME (LOSS)</b>	<b>(1,027,791)</b>				<b>(1,027,791)</b>
<b>NONOPERATING REVENUES (EXPENSES)</b>					
6500 Earnings on Investments	397				397
6921 Contributions and Donations - Private Sources					
6930 Gain / Loss on Sale of Fixed Assets					
6991 Refunds of Prior Year Expenditures					
7000 State Sources	120,365				120,365
8000 Federal Sources	866,668				866,668
820 Claims and Judgements					
830 Interest Expenses					
<b>TOTAL NONOPERATING REVENUES (EXPENSES)</b>	<b>987,430</b>				<b>987,430</b>
<b>INCOME (LOSS) BEFORE CONTRIBUTIONS AND TRANSFERS</b>	<b>(40,361)</b>				<b>(40,361)</b>

**Internal  
Service  
(60)**

6600  
6900  
6999

100  
200  
300  
400  
500  
600  
700  
810  
890

6500  
6921  
6930  
6991  
7000  
8000  
820  
830






Internal  
Service  
(60)

6922

9998



9999



0041

0057


0061




	Food Service (51)	Child Care Operations (52)	Other Major Enterprise Funds (58)	Non-Major Enterprise Funds (59)	TOTAL
<b>Cash Flows From Operating Activities</b>					
9937	Cash Received From Users		1,385,856		1,385,856
9938	Cash Received From Assessments Made to Other Funds				
9939	Cash Received From Earnings on Investments				
9940	Cash Received From Other Operating Revenue				
9941	Cash Payments to Employees For Services		927,283		927,283
9942	Cash Payments For Insurance Claims				
9943	Cash Payments to Suppliers For Goods and Services		1,292,503		1,292,503
9944	Cash Payments For Other Operating Expenses				
<b>Net Cash Provided By (Used For) Operating Activities</b>			<b>(833,930)</b>		<b>(833,930)</b>
<b>Cash Flows From Non-Capital Financing Activities</b>					
6000	Local Sources				
7000	State Sources		120,365		120,365
8000	Federal Sources		718,200		718,200
9917	Notes and Loans Received (Repaid)				
9918	Interest Paid on Notes/Loans (5100-830)				
9919	Operating Transfers In (Out)/Residual Equity Trans				
9920	Operating Transfers In (Out) Primary Government		50,000		50,000
9921	Operating Transfers In (Out) Component Units				
9922	Refund of Prior Year Expenditures (6991)				
<b>Net Cash Prov By (Used for) Non-Capital Financing Activities</b>			<b>888,565</b>		<b>888,565</b>
<b>Cash Flows From Capital and Related Financing Activities</b>					
4000	Fac Acq, Const, and Imp		(8,513)		(8,513)
6930	Gain / Loss on Sale of Fixed Assets				
9200	Proceeds From Extended Term Financing				
9925	Principal Paid on Financing Agreements				
9926	Interest Paid on Financing Agreements (5100-830)				
9927	(Inc) Dec in Contributed Capital				
<b>Net Cash Prov By (Used for) Capital and Related Financing Activities</b>			<b>(8,513)</b>		<b>(8,513)</b>
<b>Cash Flows From Investing Activities</b>					
6500	Earnings on Investments		397		397
9929	Purchase of Inv Securities / Deposits to Inv Pools		(2,234,200)		(2,234,200)
9930	Withdrawals from Investment Pools		2,187,590		2,187,590
9931	Proceeds from Sale and Maturity of Inv Securities				
9932	Loans Received (Paid)				
<b>Net Cash Prov By (Used for) Investing Activities</b>			<b>(46,213)</b>		<b>(46,213)</b>

**Internal  
Service  
(60)**


9937  
9938  
9939  
9940  
9941  
9942  
9943  
9944




6000  
7000  
8000  
9917  
9918  
9919  
9920  
9921  
9922








4000  
6930  
9200  
9925  
9926  
9927



6500  
9929  
9930  
9931  
9932



	Food Service (51)	Child Care Operations (52)	Other Major Enterprise Funds (58)	Non-Major Enterprise Funds (59)	TOTAL
<b>Net Inc (Dec) in Cash and Cash Flow</b>	<b>(91)</b>				<b>(91)</b>
9935 Cash and Cash Equivalents Beginning of Year	4,501				4,501
<b>Cash and Cash Equivalents at Year End</b>	<b>4,410</b>				<b>4,410</b>
<hr/>					
9900 Other Financing Sources Not Listed (9000 Series)	(1,027,791)				(1,027,791)
<b>Adjustments to Reconcile Operating Income (Loss) to Net Cash Provided by (Used for):</b>					
9901 Depreciation and Net Amortization	13,789				13,789
9902 Provision for Uncollectible Accounts					
9903 Other Adjustments	148,468				148,468
9904 (Inc) Dec In Accounts Receivable (0120-0150)	3,928				3,928
9905 Advances to Other Funds (0160)					
9906 (Inc) Dec in Inventories (0170)	2,100				2,100
9907 (Inc) Dec in Prepaid Expenses (0180)					
9908 (Inc) Dec in Other Current Assets (0190)					
9909 Inc (Dec) in Accounts Payable (0400-0450)	27,641				27,641
9910 Inc (Dec) in Accrued Salaries/Benefits (0461)					
9911 Inc (Dec) in Payroll Deductions/Withholding (0462)					
9912 Inc (Dec) in Advances from Other Funds (0470)					
9913 Inc (Dec) in Deferred Revenue (0480)	(2,065)				(2,065)
9914 Inc (Dec) in Other Current Liabilities (0490)					
<b>Total Adjustments</b>	<b>193,861</b>				<b>193,861</b>
<b>Cash Provided By (Used For) Total</b>	<b>(833,930)</b>				<b>(833,930)</b>

Internal Service (60)	
	9935
	
	
	9900
	9901
	9902
	9903
	9904
	9905
	9906
	9907
	9908
	9909
	9910
	9911
	9912
	9913
	9914
	
	

Amounts Expressed in Whole Dollars

**ASSETS**

**Assets**

	Private Purpose Trust (71)	Investment Trust (72)	Pension Trust (73)	Activity (81)	Other Agency (89)
0100 Cash and Cash Equivalents				1,218	
0110 Investments	68,705			115,911	
0130 Due From Other Funds					
0147 Due From Component Units					
0150 Other Receivables				4,817	
0160 Advances to Other Funds					
0170 Inventories					
0180 Prepaid Expenses / Expenditures					
0190 Other Current Assets					
0220 Building & Building Improvements (net)					
0230 Furniture & Equipment (net)					
<b>TOTAL ASSETS</b>	<b>68,705</b>			<b>121,946</b>	

<b>Component Units (98)</b>	<b>Component Units (99)</b>	<b>Total Fiduciary Funds</b>
		1,218 0100
		184,616 0110
		0130
		0147
		4,817 0150
		0160
		0170
		0180
		0190
		0220
		0230
		<b>190,651</b>

Amounts Expressed in Whole Dollars

**LIABILITIES AND NET ASSETS**

**Liabilities**

	Private Purpose Trust (71)	Investment Trust (72)	Pension Trust (73)	Activity (81)	Other Agency (89)
0400 Due to Other Funds				3,756	
0411 Due to Other Governments					
0412 Due to Primary Government					
0413 Due to Component Units					
0420 Accounts Payable				25,811	
0430 Contracts Payable					
0450 Short-Term Payables					
0461 Accrued Salaries and Benefits					
0462 Payroll Deductions and Withholdings					
0470 Advances from Other Funds					
0480 Deferred Revenues					
0490 Other Current Liabilities				92,379	

**TOTAL LIABILITIES**

**121,946**

**Net Assets**

0791 Invested in Capital Assets Net of Related Debt					
0798 Restricted for Legal Purposes (0792-0798)		68,705			
0799 Unrestricted					

**TOTAL NET ASSETS**

**68,705**

**TOTAL LIABILITIES AND NET ASSETS**

**68,705**

**121,946**

Component Units (98)	Component Units (99)	Total Fiduciary Funds
		3,756 0400
		0411
		0412
		0413
		25,811 0420
		0430
		0450
		0461
		0462
		0470
		0480
		92,379 0490
		<b>121,946</b>
		0791
		68,705 0798
		0799
		<b>68,705</b>
		<b>190,651</b>

Amounts Expressed in Whole Dollars		Private Purpose Trust (71)	Investment Trust (72)	Pension Trust (73)	Component Units (98)	Component Units (99)
<b>Additions</b>						
9945	Gifts and Contributions	3,000				
9946	Other Additions	126				
<b>Deductions</b>						
9947	Scholarships Awarded	4,575				
9948	Other Deductions					
<b>Change in Net Assets</b>		<b>(1,449)</b>				
0041	Net Assets - Beginning of Fiscal Year	70,154				
9949	Net Assets Held in Trust for Pension Benefits					
<b>Net Assets - End of Fiscal Year</b>		<b>68,705</b>				

**Total  
Fiduciary  
Funds**

3,000 9945

126 9946

4,575 9947

9948

**(1,449)**

70,154 0041

9949

**68,705**

		AMOUNT	TOTAL
<b>6000</b>	<b>Revenue from Local Sources</b>		
6111	Current Real Estate Taxes	34,062,140.81	
6112	Interim Real Estate Taxes	428,542.19	
6113	Public Utility Realty Tax	55,136.00	
6114	Payments in Lieu of Current Taxes / State & Local	106.32	
6150	Current Act 511 Taxes - Proportional Assessments	4,301,808.02	
6400	Delinq on Taxes Levied/Assessed by the LEA	764,081.74	
6500	Earnings on Investments	305,179.53	
6831	Federal Rev. Rcvd. from Other PA Public Schools	8,521.41	
6832	Federal IDEA Pass Through Revenue	1,027,854.77	
6839	Federal Rev. Rcvd. from Other Intermed. Sources	15,000.00	
6910	Rentals	75,345.66	
6941	Regular Day School Tuition	39,229.00	
6942	Summer School Tuition	150.00	
6943	Adult Education Tuition	790.00	
6944	Receipts from Other LEAS in PA - Education	56,160.25	
6991	Refunds of Prior Years' Expenditures	80,685.73	
6999	All Other Local Revenues Not Specified	457,550.38	
<b>6000</b>	<b>Total Revenue from Local Sources</b>		<b>41,678,281.81</b>

		AMOUNT	TOTAL
<b><u>7000</u></b>	<b>Revenue from State Sources</b>		
7110	Basic Instructional Subsidy (In Gross)	9,599,549.11	
7140	Charter Schools	148,235.41	
7160	Tuition - Orphans & Children Placed in Priv. Homes	54,517.67	
7170	Educational Empowerment/School Improvement Grants	2,479.50	
7220	Vocational Education	67,189.52	
7230	Alternative Education	-13,063.81	
7250	Migratory Children	520.00	
7271	Special Education - Funding for School Aged Pupils	2,583,337.72	
7310	Transportation (Regular and Additional)	1,619,107.14	
7320	Rental and Sinking Fund Payments	1,163,393.82	
7330	Health Services	104,928.10	
7340	State Property Tax Reduction Allocation	1,292,426.75	
7501	PA Accountability Grant	619,166.00	
7502	Dual Enrollment Grants	35,318.05	
7503	Project 720/High School Reform	22,233.84	
7599	Additional grants not listed elsewhere	2,000.00	
7810	Revenue for Social Security Payments	1,104,604.38	
7820	Revenue for Retirement Payments	735,055.92	
7920	Classrooms for the Future	25,000.00	
<b>7000</b>	<b>Total Revenue from State Sources</b>		<b>19,165,999.12</b>
<b><u>8000</u></b>	<b>Revenue from Federal Sources</b>		
8514	NCLB, Title I - Imprv. Acad. Ach. (Disadvantaged)	526,792.29	
8515	NCLB, Title II - Prep/Trng/Recruit. HQ Tchrs/Prin.	131,938.00	
8517	NCLB, Title IV - 21st Century Schools	13,991.00	
8701	ARRA - IDEA, Part B	584,547.75	
8703	ARRA - Title I, Part A & Part D	114,733.00	
8708	ARRA - State Fiscal Stabilization Fund	1,290,254.00	
8810	Schl Based ACCESS Med Reimb Prog	168,516.15	
8820	Medical Asst Reimb for Admin Claiming	2,229.56	
<b>8000</b>	<b>Total Revenue from Federal Sources</b>		<b>2,833,001.75</b>

		AMOUNT	TOTAL
<b>9000</b>	<b>Other Financing Sources</b>		
9330	Capital Projects Fund Transfers	17,698.85	
9340	Debt Service Fund Transfers	1,355.93	
9380	Activity Fund Transfers	20,000.00	
<b>9000</b>	<b>Total Other Financing Sources</b>		<b>39,054.78</b>

**SUMMARY OF GENERAL FUND REVENUES AND OTHER FINANCING SOURCES**

	<u>AMOUNT</u>	<u>TOTAL</u>
Revenue from Local Sources	41,678,281.81	
Revenue from State Sources	19,165,999.12	
Revenue from Federal Sources	2,833,001.75	
Other Financing Sources	39,054.78	
		<b>63,716,337.46</b>

	Taxable Assessed Value	Tax Levy	Taxes Collected
6111 Totals	<u>2,223,252,738</u>	<u>35,371,957</u>	<u>34,062,141</u>
6150	Current Act 511 Taxes - Proportional Assessments		
6151	Earned Income Taxes	3,688,081.94	
6153	Real Estate Transfer Taxes	613,726.08	
6150	Current Act 511 Taxes - Proportional Assessments		4,301,808.02

<u>REVENUE FROM LOCAL SOURCES</u>		TAX REVENUE REPORTED <u>IN CURRENT YEAR</u>	CURRENT YEAR <u>TAX ACCRUAL</u>	PRIOR YEAR <u>TAX ACCRUAL</u>	TAXES COLLECTED <u>IN CURRENT YEAR</u>
6111	Current Real Estate Taxes	34,062,140.81	0.00	0.00	34,062,140.81
6112	Interim Real Estate Taxes	428,542.19	10,931.89	19,565.29	437,175.59
6113	Public Utility Realty Tax	55,136.00	0.00	0.00	55,136.00
6114	Payments in Lieu of Current Taxes / State & Local	106.32	0.00	0.00	106.32
6150	Current Act 511 Taxes - Proportional Assessments	4,301,808.02	873,690.06	853,123.63	4,281,241.59
6400	Delinq on Taxes Levied/Assessed by the LEA	764,081.74	973,993.91	883,642.09	673,729.92
<b>6999 TOTAL TAXES</b>		39,611,815.08	1,858,615.86	1,756,331.01	39,509,530.23

<u>REVENUE FROM DELINQUENT TAXES</u>		TAX REVENUE REPORTED <u>IN CURRENT YEAR</u>	CURRENT YEAR <u>TAX ACCRUAL</u>	PRIOR YEAR <u>TAX ACCRUAL</u>	TAXES COLLECTED <u>IN CURRENT YEAR</u>
6411	Delinquent Real Estate Taxes	763,493.74	687,525.69	596,585.88	672,553.93
6412	Delinquent Interim Real Estate Taxes				
6431	Delinquent Act 1 Earned Income Taxes				
6432	Delinquent Act 1 Personal Income Taxes				
6451	Delinquent Act 511 Earned Income Taxes				
6461	Delinquent Earned Income Taxes				
<b>TOTAL TAXES</b>		<b>763,493.74</b>	<b>687,525.69</b>	<b>596,585.88</b>	<b>672,553.93</b>

	<u>Total</u>
<b>1000 Instruction</b>	
<b>100 <u>Personnel Services-Salaries</u></b>	
<b>Total Personnel Services-Salaries</b>	<b>22,926,150.72</b>
<b>200 <u>Personnel Services-Employee Benefits</u></b>	
210 Grp Ins - Contracted Provider	58,276.18
220 Social Security Contributions	1,722,531.90
230 PSERS Retirement Contributions	1,062,974.42
240 Tuition Reimbursements	378,368.96
250 Unemployment Compensation	21,006.86
260 Workmen's Compensation	132,017.64
270 Grp Ins - Self Insurance	3,727,837.04
290 Other Employee Benefits	3,495.00
<b>Total Personnel Services-Employee Benefits</b>	<b>7,106,508.00</b>
<b>300 <u>Purchased Professional &amp; Technical Services</u></b>	
<b>Total Purchased Professional &amp; Technical Services</b>	<b>1,727,324.83</b>
<b>400 <u>Purchased Property Services</u></b>	
<b>Total Purchased Property Services</b>	<b>408,441.16</b>
<b>500 <u>Other Purchased Services</u></b>	
510 Student Transportation Services	6,463.21
560 Tuition	2,403,690.79
580 Travel	31,444.68
590 Miscellaneous Purchased Services	7,629.74
<b>Total Other Purchased Services</b>	<b>2,449,228.42</b>
<b>600 <u>Supplies</u></b>	
610 General Supplies	657,727.30
640 Books & Periodicals	526,402.96
<b>Total Supplies</b>	<b>1,184,130.26</b>
<b>700 <u>Property</u></b>	
750 Equipment - Original & Additional	528,192.86
<b>Total Property</b>	<b>528,192.86</b>
<b>800 <u>Other Objects</u></b>	
<b>Total Other Objects</b>	<b>2,737.00</b>
<b>Total 1000 Instruction</b>	<b><u>36,332,713.25</u></b>

	<u>Elementary</u>	<u>Secondary</u>	<u>Federal</u>	<u>Total</u>
<b>1100 Regular Programs - E/S</b>				
<b>100 <u>Personnel Services-Salaries</u></b>				
<b>Total Personnel Services-Salaries</b>	<b>9,137,783.00</b>	<b>9,299,671.00</b>	<b>616,751.58</b>	<b>19,054,205.58</b>
<b>200 <u>Personnel Services-Employee Benefits</u></b>				
210 Grp Ins - Contracted Provider	24,305.00	25,384.04		49,689.04
220 Social Security Contributions	685,630.70	698,775.00	46,660.92	1,431,066.62
230 PSERS Retirement Contributions	423,490.49	430,535.20	28,811.01	882,836.70
240 Tuition Reimbursements	162,155.00	211,379.96		373,534.96
250 Unemployment Compensation	10,503.43	10,503.43		21,006.86
260 Workmen's Compensation	55,217.64	53,800.00		109,017.64
270 Grp Ins - Self Insurance	1,553,193.31	1,839,943.91	190.00	3,393,327.22
290 Other Employee Benefits	3,495.00			3,495.00
<b>Total Personnel Services-Employee Benefits</b>	<b>2,917,990.57</b>	<b>3,270,321.54</b>	<b>75,661.93</b>	<b>6,263,974.04</b>
<b>300 <u>Purchased Professional &amp; Technical Services</u></b>				
<b>Total Purchased Professional &amp; Technical Services</b>		<b>100.00</b>		<b>100.00</b>
<b>400 <u>Purchased Property Services</u></b>				
<b>Total Purchased Property Services</b>	<b>114,239.16</b>	<b>114,266.78</b>		<b>228,505.94</b>
<b>500 <u>Other Purchased Services</u></b>				
510 Student Transportation Services	2,716.70	883.49		3,600.19
560 Tuition	186,889.15	380,583.96		567,473.11
580 Travel	8,685.35	7,482.40		16,167.75
<b>Total Other Purchased Services</b>	<b>198,291.20</b>	<b>388,949.85</b>		<b>587,241.05</b>
<b>600 <u>Supplies</u></b>				
610 General Supplies	235,869.78	279,871.44	20,228.52	535,969.74
640 Books & Periodicals	458,490.41	41,794.85	10,800.00	511,085.26
<b>Total Supplies</b>	<b>694,360.19</b>	<b>321,666.29</b>	<b>31,028.52</b>	<b>1,047,055.00</b>
<b>700 <u>Property</u></b>				
750 Equipment - Original & Additional	82,954.71	181,507.49		264,462.20
<b>Total Property</b>	<b>82,954.71</b>	<b>181,507.49</b>		<b>264,462.20</b>
<b>800 <u>Other Objects</u></b>				
<b>Total Other Objects</b>	<b>274.00</b>	<b>2,463.00</b>		<b>2,737.00</b>
<b>Total 1100 Regular Programs - E/S</b>	<b><u>13,145,892.83</u></b>	<b><u>13,578,945.95</u></b>	<b><u>723,442.03</u></b>	<b><u>27,448,280.81</u></b>

	<u>Elementary</u>	<u>Secondary</u>	<u>Federal</u>	<u>Total</u>
<b>1200 Special and Gifted Education</b>				
<b>100 Personnel Services-Salaries</b>				
<b>Total Personnel Services-Salaries</b>	<b>1,746,689.37</b>	<b>1,594,934.73</b>	<b>150,246.42</b>	<b>3,491,870.52</b>
<b>200 Personnel Services-Employee Benefits</b>				
210 Grp Ins - Contracted Provider	4,161.97	3,777.32		7,939.29
220 Social Security Contributions	131,296.08	119,991.90	11,491.79	262,779.77
230 PSERS Retirement Contributions	82,254.10	76,668.26	3,613.14	162,535.50
240 Tuition Reimbursements		4,834.00		4,834.00
260 Workmen's Compensation	12,200.00	8,600.00		20,800.00
270 Grp Ins - Self Insurance	205,161.65	114,080.51	2,646.51	321,888.67
<b>Total Personnel Services-Employee Benefits</b>	<b>435,073.80</b>	<b>327,951.99</b>	<b>17,751.44</b>	<b>780,777.23</b>
<b>300 Purchased Professional &amp; Technical Services</b>				
<b>Total Purchased Professional &amp; Technical Services</b>	<b>372,756.66</b>	<b>326,613.40</b>	<b>1,027,854.77</b>	<b>1,727,224.83</b>
<b>400 Purchased Property Services</b>				
<b>Total Purchased Property Services</b>	<b>171,158.36</b>	<b>8,776.86</b>		<b>179,935.22</b>
<b>500 Other Purchased Services</b>				
510 Student Transportation Services	80.40	2,113.32		2,193.72
560 Tuition	36,679.18	313,150.76		349,829.94
580 Travel	7,450.48	4,159.71		11,610.19
590 Miscellaneous Purchased Services		7,629.74		7,629.74
<b>Total Other Purchased Services</b>	<b>44,210.06</b>	<b>327,053.53</b>		<b>371,263.59</b>
<b>600 Supplies</b>				
610 General Supplies	11,324.28	8,021.57	87,919.05	107,264.90
640 Books & Periodicals	965.53	2,046.04	12,213.40	15,224.97
<b>Total Supplies</b>	<b>12,289.81</b>	<b>10,067.61</b>	<b>100,132.45</b>	<b>122,489.87</b>
<b>700 Property</b>				
750 Equipment - Original & Additional			263,730.66	263,730.66
<b>Total Property</b>			<b>263,730.66</b>	<b>263,730.66</b>
<b>Total 1200 Special and Gifted Education</b>	<b><u>2,782,178.06</u></b>	<b><u>2,595,398.12</u></b>	<b><u>1,559,715.74</u></b>	<b><u>6,937,291.92</u></b>

	<u>Secondary</u>	<u>Federal</u>	<u>Total</u>
<b>1300 Vocational Education Programs</b>			
<b>100 <u>Personnel Services-Salaries</u></b>			
<b>Total Personnel Services-Salaries</b>	<b>230,113.78</b>		<b>230,113.78</b>
<b>200 <u>Personnel Services-Employee Benefits</u></b>			
210 Grp Ins - Contracted Provider	647.85		647.85
220 Social Security Contributions	17,406.61		17,406.61
230 PSERS Retirement Contributions	10,958.63		10,958.63
260 Workmen's Compensation	1,400.00		1,400.00
270 Grp Ins - Self Insurance	12,377.67		12,377.67
<b>Total Personnel Services-Employee Benefits</b>	<b>42,790.76</b>		<b>42,790.76</b>
<b>500 <u>Other Purchased Services</u></b>			
510 Student Transportation Services	669.30		669.30
560 Tuition	1,451,069.69		1,451,069.69
580 Travel	1,072.65		1,072.65
<b>Total Other Purchased Services</b>	<b>1,452,811.64</b>		<b>1,452,811.64</b>
<b>600 <u>Supplies</u></b>			
610 General Supplies	13,211.82		13,211.82
640 Books & Periodicals	92.73		92.73
<b>Total Supplies</b>	<b>13,304.55</b>		<b>13,304.55</b>
<b>Total 1300 Vocational Education Programs</b>	<b><u>1,739,020.73</u></b>		<b><u>1,739,020.73</u></b>

	<u>Elementary</u>	<u>Secondary</u>	<u>Federal</u>	<u>Total</u>
<b>1400 Other Instructional Programs - E/S</b>				
<b>100 <u>Personnel Services-Salaries</u></b>				
<b>Total Personnel Services-Salaries</b>		<b>149,160.84</b>		<b>149,160.84</b>
<b>200 <u>Personnel Services-Employee Benefits</u></b>				
220 Social Security Contributions		11,218.05		11,218.05
230 PSERS Retirement Contributions		6,605.51		6,605.51
260 Workmen's Compensation		800.00		800.00
270 Grp Ins - Self Insurance		243.48		243.48
<b>Total Personnel Services-Employee Benefits</b>		<b>18,867.04</b>		<b>18,867.04</b>
<b>500 <u>Other Purchased Services</u></b>				
560 Tuition		35,318.05		35,318.05
580 Travel		2,594.09		2,594.09
<b>Total Other Purchased Services</b>		<b>37,912.14</b>		<b>37,912.14</b>
<b>600 <u>Supplies</u></b>				
610 General Supplies			1,280.84	1,280.84
<b>Total Supplies</b>			<b>1,280.84</b>	<b>1,280.84</b>
<b>Total 1400 Other Instructional Programs - E/S</b>		<b><u>205,940.02</u></b>	<b><u>1,280.84</u></b>	<b><u>207,220.86</u></b>

	<u>Elementary</u>	<u>Secondary</u>	<u>Federal</u>	<u>Total</u>
1420 Summer School				
600 <u>Supplies</u>				
610 General Supplies			1,280.84	1,280.84
<b>Total Supplies</b>			<b>1,280.84</b>	<b>1,280.84</b>
<b>Total 1420 Summer School</b>			<b><u>1,280.84</u></b>	<b><u>1,280.84</u></b>

	<u>Elementary</u>	<u>Secondary</u>	<u>Federal</u>	<u>Total</u>
<b>1430 Homebound Instruction</b>				
<b>100 <u>Personnel Services-Salaries</u></b>				
<b>Total Personnel Services-Salaries</b>		<b>20,037.12</b>		<b>20,037.12</b>
<b>200 <u>Personnel Services-Employee Benefits</u></b>				
220 Social Security Contributions		1,510.50		1,510.50
230 PSERS Retirement Contributions		823.17		823.17
<b>Total Personnel Services-Employee Benefits</b>		<b>2,333.67</b>		<b>2,333.67</b>
<b>500 <u>Other Purchased Services</u></b>				
580 Travel		2,594.09		2,594.09
<b>Total Other Purchased Services</b>		<b>2,594.09</b>		<b>2,594.09</b>
<b>Total 1430 Homebound Instruction</b>		<b><u>24,964.88</u></b>		<b><u>24,964.88</u></b>

	<u>Elementary</u>	<u>Secondary</u>	<u>Federal</u>	<u>Total</u>
<b>1440 Alternative Regular Education</b>				
<b>100 <u>Personnel Services-Salaries</u></b>				
<b>Total Personnel Services-Salaries</b>		<b>118,547.72</b>		<b>118,547.72</b>
<b>200 <u>Personnel Services-Employee Benefits</u></b>				
220 Social Security Contributions		8,918.52		8,918.52
230 PSERS Retirement Contributions		5,278.99		5,278.99
260 Workmen's Compensation		800.00		800.00
270 Grp Ins - Self Insurance		243.48		243.48
<b>Total Personnel Services-Employee Benefits</b>		<b>15,240.99</b>		<b>15,240.99</b>
<b>Total 1440 Alternative Regular Education</b>		<b><u>133,788.71</u></b>		<b><u>133,788.71</u></b>

	<u>Elementary</u>	<u>Secondary</u>	<u>Federal</u>	<u>Total</u>
<b>1442 PDE Approved Alternative Education Programs</b>				
<b>100 <u>Personnel Services-Salaries</u></b>				
<b>Total Personnel Services-Salaries</b>		<b>118,547.72</b>		<b>118,547.72</b>
<b>200 <u>Personnel Services-Employee Benefits</u></b>				
220 Social Security Contributions		8,918.52		8,918.52
230 PSERS Retirement Contributions		5,278.99		5,278.99
260 Workmen's Compensation		800.00		800.00
270 Grp Ins - Self Insurance		243.48		243.48
<b>Total Personnel Services-Employee Benefits</b>		<b>15,240.99</b>		<b>15,240.99</b>
<b>Total 1442 PDE Approved Alternative Education Programs</b>		<b><u>133,788.71</u></b>		<b><u>133,788.71</u></b>

	<u>Elementary</u>	<u>Secondary</u>	<u>Federal</u>	<u>Total</u>
<b>1450 Instruct. Prog. Outside the Established School Day</b>				
<b>100 <u>Personnel Services-Salaries</u></b>				
<b>Total Personnel Services-Salaries</b>		<b>10,576.00</b>		<b>10,576.00</b>
<b>200 <u>Personnel Services-Employee Benefits</u></b>				
220 Social Security Contributions		789.03		789.03
230 PSERS Retirement Contributions		503.35		503.35
<b>Total Personnel Services-Employee Benefits</b>		<b>1,292.38</b>		<b>1,292.38</b>
<b>Total 1450 Instruct. Prog. Outside the Established School Day</b>		<b><u>11,868.38</u></b>		<b><u>11,868.38</u></b>

	<u>Elementary</u>	<u>Secondary</u>	<u>Federal</u>	<u>Total</u>
1490 Additional Other Instruction Programs				
500 <u>Other Purchased Services</u>				
560 Tuition		35,318.05		35,318.05
<b>Total Other Purchased Services</b>		<b>35,318.05</b>		<b>35,318.05</b>
<b>Total 1490 Additional Other Instruction Programs</b>		<b><u>35,318.05</u></b>		<b><u>35,318.05</u></b>

	<u>Federal</u>	<u>Total</u>
<b>1600 Adult Education Programs</b>		
<b>100 <u>Personnel Services-Salaries</u></b>		
<b>Total Personnel Services-Salaries</b>		<b>800.00</b>
<b>200 <u>Personnel Services-Employee Benefits</u></b>		
220 Social Security Contributions		60.85
230 PSERS Retirement Contributions		38.08
<b>Total Personnel Services-Employee Benefits</b>		<b>98.93</b>
<b>Total 1600 Adult Education Programs</b>		<b><u>898.93</u></b>

	<u>Total</u>
<b>2000 Support Services</b>	
<b>100 <u>Personnel Services-Salaries</u></b>	
<b>Total Personnel Services-Salaries</b>	<b>7,444,930.62</b>
<b>200 <u>Personnel Services-Employee Benefits</u></b>	
210 Grp Ins - Contracted Provider	26,894.90
220 Social Security Contributions	562,595.82
230 PSERS Retirement Contributions	350,676.76
240 Tuition Reimbursements	72,703.00
250 Unemployment Compensation	1,351.54
260 Workmen's Compensation	43,500.00
270 Grp Ins - Self Insurance	1,748,798.60
290 Other Employee Benefits	28,785.80
<b>Total Personnel Services-Employee Benefits</b>	<b>2,835,306.42</b>
<b>300 <u>Purchased Professional &amp; Technical Services</u></b>	
<b>Total Purchased Professional &amp; Technical Services</b>	<b>490,932.21</b>
<b>400 <u>Purchased Property Services</u></b>	
<b>Total Purchased Property Services</b>	<b>1,593,659.05</b>
<b>500 <u>Other Purchased Services</u></b>	
510 Student Transportation Services	2,725,828.10
520 Insurance-General	178,975.00
530 Communications	139,111.44
540 Advertising	6,872.04
550 Printing & Binding	22,853.02
580 Travel	43,454.70
590 Miscellaneous Purchased Services	67,394.61
<b>Total Other Purchased Services</b>	<b>3,184,488.91</b>
<b>600 <u>Supplies</u></b>	
610 General Supplies	386,744.95
620 Energy	200,824.43
630 Food	225.68
640 Books & Periodicals	82,633.97
<b>Total Supplies</b>	<b>670,429.03</b>
<b>700 <u>Property</u></b>	
750 Equipment - Original & Additional	103,047.58
<b>Total Property</b>	<b>103,047.58</b>
<b>800 <u>Other Objects</u></b>	
<b>Total Other Objects</b>	<b>20,759.00</b>
<b>Total 2000 Support Services</b>	<b><u>16,343,552.82</u></b>

	<u>Federal</u>	<u>Total</u>
<b>2100 Pupil Personnel</b>		
<b>100 <u>Personnel Services-Salaries</u></b>		
<b>Total Personnel Services-Salaries</b>	<b>55,147.94</b>	<b>1,459,443.02</b>
<b>200 <u>Personnel Services-Employee Benefits</u></b>		
210 Grp Ins - Contracted Provider		4,015.80
220 Social Security Contributions	4,215.81	111,042.35
230 PSERS Retirement Contributions	1,815.41	69,427.67
260 Workmen's Compensation		8,500.00
270 Grp Ins - Self Insurance	820.32	149,454.72
<b>Total Personnel Services-Employee Benefits</b>	<b>6,851.54</b>	<b>342,440.54</b>
<b>300 <u>Purchased Professional &amp; Technical Services</u></b>		
<b>Total Purchased Professional &amp; Technical Services</b>		<b>4,285.00</b>
<b>400 <u>Purchased Property Services</u></b>		
<b>Total Purchased Property Services</b>		<b>1,030.48</b>
<b>500 <u>Other Purchased Services</u></b>		
510 Student Transportation Services		3,272.95
580 Travel		6,160.41
<b>Total Other Purchased Services</b>		<b>9,433.36</b>
<b>600 <u>Supplies</u></b>		
610 General Supplies		17,103.31
640 Books & Periodicals		2,005.59
<b>Total Supplies</b>		<b>19,108.90</b>
<b>800 <u>Other Objects</u></b>		
<b>Total Other Objects</b>		<b>750.00</b>
<b>Total 2100 Pupil Personnel</b>	<b><u>61,999.48</u></b>	<b><u>1,836,491.30</u></b>

	<u>Elementary</u>	<u>Secondary</u>	<u>Federal</u>	<u>Total</u>
<b>2120 Guidance Services</b>				
<b>100 Personnel Services-Salaries</b>				
<b>Total Personnel Services-Salaries</b>	<b>383,408.93</b>	<b>724,045.51</b>	<b>9,929.00</b>	<b>1,117,383.44</b>
<b>200 Personnel Services-Employee Benefits</b>				
210 Grp Ins - Contracted Provider	843.95	1,733.87		2,577.82
220 Social Security Contributions	28,978.84	55,286.47	760.00	85,025.31
230 PSERS Retirement Contributions	18,190.80	34,586.99	474.70	53,252.49
260 Workmen's Compensation	2,000.00	4,700.00		6,700.00
270 Grp Ins - Self Insurance	28,514.37	81,954.94		110,469.31
<b>Total Personnel Services-Employee Benefits</b>	<b>78,527.96</b>	<b>178,262.27</b>	<b>1,234.70</b>	<b>258,024.93</b>
<b>300 Purchased Professional &amp; Technical Services</b>				
<b>Total Purchased Professional &amp; Technical Services</b>		<b>4,285.00</b>		<b>4,285.00</b>
<b>400 Purchased Property Services</b>				
<b>Total Purchased Property Services</b>		<b>1,030.48</b>		<b>1,030.48</b>
<b>500 Other Purchased Services</b>				
510 Student Transportation Services		3,272.95		3,272.95
580 Travel	801.26	2,309.57		3,110.83
<b>Total Other Purchased Services</b>	<b>801.26</b>	<b>5,582.52</b>		<b>6,383.78</b>
<b>600 Supplies</b>				
610 General Supplies	1,684.08	5,762.24		7,446.32
640 Books & Periodicals	1,013.75	843.54		1,857.29
<b>Total Supplies</b>	<b>2,697.83</b>	<b>6,605.78</b>		<b>9,303.61</b>
<b>800 Other Objects</b>				
<b>Total Other Objects</b>		<b>420.00</b>		<b>420.00</b>
<b>Total 2120 Guidance Services</b>	<b><u>465,435.98</u></b>	<b><u>920,231.56</u></b>	<b><u>11,163.70</u></b>	<b><u>1,396,831.24</u></b>

	<u>Federal</u>	<u>Total</u>
<b>2130 Attendance Services</b>		
<b>100 Personnel Services-Salaries</b>		
<b>Total Personnel Services-Salaries</b>		<b>31,409.86</b>
<b>200 Personnel Services-Employee Benefits</b>		
210 Grp Ins - Contracted Provider		12.77
220 Social Security Contributions		2,322.49
230 PSERS Retirement Contributions		1,495.21
260 Workmen's Compensation		300.00
270 Grp Ins - Self Insurance		8,130.89
<b>Total Personnel Services-Employee Benefits</b>		<b>12,261.36</b>
<b>Total 2130 Attendance Services</b>		<b><u>43,671.22</u></b>

	<u>Elementary</u>	<u>Secondary</u>	<u>Federal</u>	<u>Total</u>
<b>2140 Psychological Services</b>				
<b>100 Personnel Services-Salaries</b>				
<b>Total Personnel Services-Salaries</b>	<b>124,938.93</b>	<b>140,491.85</b>	<b>45,218.94</b>	<b>310,649.72</b>
<b>200 Personnel Services-Employee Benefits</b>				
210 Grp Ins - Contracted Provider	411.17	1,014.04		1,425.21
220 Social Security Contributions	9,413.76	10,824.98	3,455.81	23,694.55
230 PSERS Retirement Contributions	6,681.70	6,657.56	1,340.71	14,679.97
260 Workmen's Compensation	700.00	800.00		1,500.00
270 Grp Ins - Self Insurance	10,939.86	19,094.34	820.32	30,854.52
<b>Total Personnel Services-Employee Benefits</b>	<b>28,146.49</b>	<b>38,390.92</b>	<b>5,616.84</b>	<b>72,154.25</b>
<b>500 Other Purchased Services</b>				
580 Travel	478.00	2,571.58		3,049.58
<b>Total Other Purchased Services</b>	<b>478.00</b>	<b>2,571.58</b>		<b>3,049.58</b>
<b>600 Supplies</b>				
610 General Supplies	4,602.66	5,054.33		9,656.99
640 Books & Periodicals		148.30		148.30
<b>Total Supplies</b>	<b>4,602.66</b>	<b>5,202.63</b>		<b>9,805.29</b>
<b>800 Other Objects</b>				
<b>Total Other Objects</b>	<b>165.00</b>	<b>165.00</b>		<b>330.00</b>
<b>Total 2140 Psychological Services</b>	<b><u>158,331.08</u></b>	<b><u>186,821.98</u></b>	<b><u>50,835.78</u></b>	<b><u>395,988.84</u></b>

	<u>Elementary</u>	<u>Secondary</u>	<u>Federal</u>	<u>Total</u>
<b>2200 Instructional Staff</b>				
<b>100 <u>Personnel Services-Salaries</u></b>				
<b>Total Personnel Services-Salaries</b>	<b>284,170.67</b>	<b>256,599.42</b>		<b>540,770.09</b>
<b>200 <u>Personnel Services-Employee Benefits</u></b>				
210 Grp Ins - Contracted Provider	761.31	797.01		1,558.32
220 Social Security Contributions	21,523.52	19,258.21		40,781.73
230 PSERS Retirement Contributions	13,451.37	12,132.48		25,583.85
260 Workmen's Compensation	1,600.00	1,100.00		2,700.00
270 Grp Ins - Self Insurance	28,729.95	46,218.87		74,948.82
<b>Total Personnel Services-Employee Benefits</b>	<b>66,066.15</b>	<b>79,506.57</b>		<b>145,572.72</b>
<b>300 <u>Purchased Professional &amp; Technical Services</u></b>				
<b>Total Purchased Professional &amp; Technical Services</b>	<b>5,150.00</b>	<b>516.00</b>	<b>2,041.11</b>	<b>7,707.11</b>
<b>400 <u>Purchased Property Services</u></b>				
<b>Total Purchased Property Services</b>	<b>1,522.70</b>	<b>1,825.17</b>		<b>3,347.87</b>
<b>500 <u>Other Purchased Services</u></b>				
580 Travel	127.00	1,052.00	3,618.60	4,797.60
<b>Total Other Purchased Services</b>	<b>127.00</b>	<b>1,052.00</b>	<b>3,618.60</b>	<b>4,797.60</b>
<b>600 <u>Supplies</u></b>				
610 General Supplies	4,878.49	3,819.96	14,194.19	22,892.64
630 Food	14.70			14.70
640 Books & Periodicals	28,066.97	37,947.33		66,014.30
<b>Total Supplies</b>	<b>32,960.16</b>	<b>41,767.29</b>	<b>14,194.19</b>	<b>88,921.64</b>
<b>Total 2200 Instructional Staff</b>	<b><u>389,996.68</u></b>	<b><u>381,266.45</u></b>	<b><u>19,853.90</u></b>	<b><u>791,117.03</u></b>

	<u>Federal</u>	<u>Total</u>
<b>2300 Administration</b>		
<b>100 <u>Personnel Services-Salaries</u></b>		
<b>Total Personnel Services-Salaries</b>		<b>2,331,795.41</b>
<b>200 <u>Personnel Services-Employee Benefits</u></b>		
210 Grp Ins - Contracted Provider		11,952.46
220 Social Security Contributions		176,750.61
230 PSERS Retirement Contributions		110,649.00
240 Tuition Reimbursements		60,087.00
260 Workmen's Compensation		13,700.00
270 Grp Ins - Self Insurance		313,309.41
290 Other Employee Benefits		28,785.80
<b>Total Personnel Services-Employee Benefits</b>		<b>715,234.28</b>
<b>300 <u>Purchased Professional &amp; Technical Services</u></b>		
<b>Total Purchased Professional &amp; Technical Services</b>		<b>351,138.52</b>
<b>400 <u>Purchased Property Services</u></b>		
<b>Total Purchased Property Services</b>		<b>12,192.98</b>
<b>500 <u>Other Purchased Services</u></b>		
520 Insurance-General		300.00
530 Communications		69,773.42
540 Advertising		6,872.04
550 Printing & Binding		8,868.34
580 Travel		20,017.21
<b>Total Other Purchased Services</b>		<b>105,831.01</b>
<b>600 <u>Supplies</u></b>		
610 General Supplies		22,127.09
630 Food		210.98
640 Books & Periodicals		692.50
<b>Total Supplies</b>		<b>23,030.57</b>
<b>800 <u>Other Objects</u></b>		
<b>Total Other Objects</b>		<b>18,694.00</b>
<b>Total 2300 Administration</b>		<b><u>3,557,916.77</u></b>

	<u>Federal</u>	<u>Total</u>
<b>2310 Board Services</b>		
<b>300 <u>Purchased Professional &amp; Technical Services</u></b>		
<b>Total Purchased Professional &amp; Technical Services</b>		<b>5,000.00</b>
<b>500 <u>Other Purchased Services</u></b>		
520 Insurance-General		100.00
540 Advertising		5,447.84
580 Travel		9,586.31
<b>Total Other Purchased Services</b>		<b>15,134.15</b>
<b>800 <u>Other Objects</u></b>		
<b>Total Other Objects</b>		<b>12,300.00</b>
<b>Total 2310 Board Services</b>		<b><u>32,434.15</u></b>

	<u>Federal</u>	<u>Total</u>
2320 Board Treasurer Services		
500 <u>Other Purchased Services</u>		
520 Insurance-General		100.00
<b>Total Other Purchased Services</b>		<b>100.00</b>
<b>Total 2320 Board Treasurer Services</b>		<b><u>100.00</u></b>

	<u>Federal</u>	<u>Total</u>
<b>2330 Tax Assessment And Collection Services</b>		
<b>300 <u>Purchased Professional &amp; Technical Services</u></b>		
Total Purchased Professional & Technical Services		174,195.16
<b>400 <u>Purchased Property Services</u></b>		
Total Purchased Property Services		1,040.00
<b>500 <u>Other Purchased Services</u></b>		
520 Insurance-General		100.00
Total Other Purchased Services		100.00
<b>600 <u>Supplies</u></b>		
610 General Supplies		566.97
Total Supplies		566.97
<b>Total 2330 Tax Assessment And Collection Services</b>		<b><u>175,902.13</u></b>

	<u>Federal</u>	<u>Total</u>
2350 Legal and Accounting Services		
300 <u>Purchased Professional &amp; Technical Services</u>		
Total Purchased Professional & Technical Services		159,211.36
Total 2350 Legal and Accounting Services		<u>159,211.36</u>

	<u>Elementary</u>	<u>Secondary</u>	<u>Federal</u>	<u>Total</u>
<b>2360 Office Of The Superintendent (Exec Dir.) Svcs.</b>				
<b>100 <u>Personnel Services-Salaries</u></b>				
<b>Total Personnel Services-Salaries</b>				<b>375,327.16</b>
<b>200 <u>Personnel Services-Employee Benefits</u></b>				
210 Grp Ins - Contracted Provider				2,817.68
220 Social Security Contributions				28,532.00
230 PSERS Retirement Contributions				17,865.64
260 Workmen's Compensation				2,200.00
270 Grp Ins - Self Insurance				32,888.79
<b>Total Personnel Services-Employee Benefits</b>				<b>84,304.11</b>
<b>300 <u>Purchased Professional &amp; Technical Services</u></b>				
<b>Total Purchased Professional &amp; Technical Services</b>				<b>5,800.00</b>
<b>500 <u>Other Purchased Services</u></b>				
580 Travel				3,003.37
<b>Total Other Purchased Services</b>				<b>3,003.37</b>
<b>600 <u>Supplies</u></b>				
610 General Supplies				5,886.39
640 Books & Periodicals				260.35
<b>Total Supplies</b>				<b>6,146.74</b>
<b>800 <u>Other Objects</u></b>				
<b>Total Other Objects</b>				<b>2,638.00</b>
<b>Total 2360 Office Of The Superintendent (Exec Dir.) Svcs.</b>				<b><u>477,219.38</u></b>

	<u>Federal</u>	<u>Total</u>
<b>2370 Community Relations Services</b>		
<b>100 <u>Personnel Services-Salaries</u></b>		
<b>Total Personnel Services-Salaries</b>		<b>44,741.58</b>
<b>200 <u>Personnel Services-Employee Benefits</u></b>		
210 Grp Ins - Contracted Provider		167.43
220 Social Security Contributions		3,315.96
230 PSERS Retirement Contributions		2,129.66
260 Workmen's Compensation		300.00
270 Grp Ins - Self Insurance		41,163.15
<b>Total Personnel Services-Employee Benefits</b>		<b>47,076.20</b>
<b>500 <u>Other Purchased Services</u></b>		
530 Communications		5,378.76
550 Printing & Binding		8,180.84
580 Travel		1,419.12
<b>Total Other Purchased Services</b>		<b>14,978.72</b>
<b>600 <u>Supplies</u></b>		
610 General Supplies		5,536.54
640 Books & Periodicals		143.20
<b>Total Supplies</b>		<b>5,679.74</b>
<b>800 <u>Other Objects</u></b>		
<b>Total Other Objects</b>		<b>141.00</b>
<b>Total 2370 Community Relations Services</b>		<b><u>112,617.24</u></b>

	<u>Elementary</u>	<u>Secondary</u>	<u>Federal</u>	<u>Total</u>
<b>2380 Office Of The Principal Services</b>				
<b>100 <u>Personnel Services-Salaries</u></b>				
<b>Total Personnel Services-Salaries</b>	<b>820,956.16</b>	<b>912,000.94</b>		<b>1,732,957.10</b>
<b>200 <u>Personnel Services-Employee Benefits</u></b>				
210 Grp Ins - Contracted Provider	4,554.62	4,412.73		8,967.35
220 Social Security Contributions	62,249.07	69,034.54		131,283.61
230 PSERS Retirement Contributions	38,730.88	43,413.29		82,144.17
240 Tuition Reimbursements	15,600.00	44,487.00		60,087.00
260 Workmen's Compensation	4,700.00	5,300.00		10,000.00
270 Grp Ins - Self Insurance	149,932.58	89,169.89		239,102.47
290 Other Employee Benefits	23,682.38	5,103.42		28,785.80
<b>Total Personnel Services-Employee Benefits</b>	<b>299,449.53</b>	<b>260,920.87</b>		<b>560,370.40</b>
<b>400 <u>Purchased Property Services</u></b>				
<b>Total Purchased Property Services</b>		<b>1,650.30</b>		<b>1,650.30</b>
<b>500 <u>Other Purchased Services</u></b>				
550 Printing & Binding	687.50			687.50
580 Travel	1,068.40	4,940.01		6,008.41
<b>Total Other Purchased Services</b>	<b>1,755.90</b>	<b>4,940.01</b>		<b>6,695.91</b>
<b>600 <u>Supplies</u></b>				
610 General Supplies		10,137.19		10,137.19
630 Food		210.98		210.98
640 Books & Periodicals		63.00		63.00
<b>Total Supplies</b>		<b>10,411.17</b>		<b>10,411.17</b>
<b>800 <u>Other Objects</u></b>				
<b>Total Other Objects</b>	<b>828.00</b>	<b>1,510.00</b>		<b>2,338.00</b>
<b>Total 2380 Office Of The Principal Services</b>	<b><u>1,122,989.59</u></b>	<b><u>1,191,433.29</u></b>		<b><u>2,314,422.88</u></b>

	<u>Federal</u>	<u>Total</u>
<b>2390 Other Administration Services</b>		
<b>100 <u>Personnel Services-Salaries</u></b>		
<b>Total Personnel Services-Salaries</b>		<b>178,769.57</b>
<b>200 <u>Personnel Services-Employee Benefits</u></b>		
220 Social Security Contributions		13,619.04
230 PSERS Retirement Contributions		8,509.53
260 Workmen's Compensation		1,200.00
270 Grp Ins - Self Insurance		155.00
<b>Total Personnel Services-Employee Benefits</b>		<b>23,483.57</b>
<b>300 <u>Purchased Professional &amp; Technical Services</u></b>		
<b>Total Purchased Professional &amp; Technical Services</b>		<b>6,932.00</b>
<b>400 <u>Purchased Property Services</u></b>		
<b>Total Purchased Property Services</b>		<b>9,502.68</b>
<b>500 <u>Other Purchased Services</u></b>		
530 Communications		64,394.66
540 Advertising		1,424.20
<b>Total Other Purchased Services</b>		<b>65,818.86</b>
<b>600 <u>Supplies</u></b>		
640 Books & Periodicals		225.95
<b>Total Supplies</b>		<b>225.95</b>
<b>800 <u>Other Objects</u></b>		
<b>Total Other Objects</b>		<b>1,277.00</b>
<b>Total 2390 Other Administration Services</b>		<b><u>286,009.63</u></b>

	<u>Federal</u>	<u>Total</u>
<b>2400 Pupil Health</b>		
<b>100 <u>Personnel Services-Salaries</u></b>		
<b>Total Personnel Services-Salaries</b>		<b>448,479.10</b>
<b>200 <u>Personnel Services-Employee Benefits</u></b>		
210 Grp Ins - Contracted Provider		872.61
220 Social Security Contributions		33,734.75
230 PSERS Retirement Contributions		19,795.63
250 Unemployment Compensation		75.06
260 Workmen's Compensation		2,800.00
270 Grp Ins - Self Insurance		39,486.34
<b>Total Personnel Services-Employee Benefits</b>		<b>96,764.39</b>
<b>300 <u>Purchased Professional &amp; Technical Services</u></b>		
<b>Total Purchased Professional &amp; Technical Services</b>		<b>12,054.00</b>
<b>400 <u>Purchased Property Services</u></b>		
<b>Total Purchased Property Services</b>		<b>1,551.29</b>
<b>500 <u>Other Purchased Services</u></b>		
580 Travel		32.00
<b>Total Other Purchased Services</b>		<b>32.00</b>
<b>600 <u>Supplies</u></b>		
610 General Supplies		12,998.16
<b>Total Supplies</b>		<b>12,998.16</b>
<b>Total 2400 Pupil Health</b>		<b><u>571,878.94</u></b>

	<u>Federal</u>	<u>Total</u>
<b>2500 Business</b>		
<b>100 <u>Personnel Services-Salaries</u></b>		
<b>Total Personnel Services-Salaries</b>		<b>495,414.18</b>
<b>200 <u>Personnel Services-Employee Benefits</u></b>		
210 Grp Ins - Contracted Provider		1,616.29
220 Social Security Contributions		37,053.66
230 PSERS Retirement Contributions		23,475.17
240 Tuition Reimbursements		2,220.00
260 Workmen's Compensation		3,000.00
270 Grp Ins - Self Insurance		159,217.27
<b>Total Personnel Services-Employee Benefits</b>		<b>226,582.39</b>
<b>300 <u>Purchased Professional &amp; Technical Services</u></b>		
<b>Total Purchased Professional &amp; Technical Services</b>		<b>31,120.60</b>
<b>400 <u>Purchased Property Services</u></b>		
<b>Total Purchased Property Services</b>		<b>4,145.31</b>
<b>500 <u>Other Purchased Services</u></b>		
550 Printing & Binding		13,984.68
580 Travel		3,519.77
<b>Total Other Purchased Services</b>		<b>17,504.45</b>
<b>600 <u>Supplies</u></b>		
610 General Supplies		6,777.32
640 Books & Periodicals		165.00
<b>Total Supplies</b>		<b>6,942.32</b>
<b>800 <u>Other Objects</u></b>		
<b>Total Other Objects</b>		<b>1,000.00</b>
<b>Total 2500 Business</b>		<b><u>782,709.25</u></b>

	<u>Elementary</u>	<u>Secondary</u>	<u>Federal</u>	<u>Total</u>
<b>2600 Operation &amp; Maintenance of Plant Services</b>				
<b>100 Personnel Services-Salaries</b>				
<b>Total Personnel Services-Salaries</b>				<b>1,663,331.34</b>
<b>200 Personnel Services-Employee Benefits</b>				
210 Grp Ins - Contracted Provider				4,899.80
220 Social Security Contributions				124,914.25
230 PSERS Retirement Contributions				77,721.86
250 Unemployment Compensation				1,276.48
260 Workmen's Compensation				10,000.00
270 Grp Ins - Self Insurance				900,613.78
<b>Total Personnel Services-Employee Benefits</b>				<b>1,119,426.17</b>
<b>300 Purchased Professional &amp; Technical Services</b>				
<b>Total Purchased Professional &amp; Technical Services</b>				<b>75,029.55</b>
<b>400 Purchased Property Services</b>				
<b>Total Purchased Property Services</b>				<b>1,480,780.29</b>
<b>500 Other Purchased Services</b>				
523 General Property and Liability Insurance				175,495.00
529 Other Insurance				3,180.00
530 Communications				36,956.24
580 Travel				4,228.00
590 Miscellaneous Purchased Services				12,258.35
<b>Total Other Purchased Services</b>				<b>232,117.59</b>
<b>600 Supplies</b>				
610 General Supplies	125,383.49	166,388.07		291,771.56
620 Energy				200,824.43
640 Books & Periodicals				13,756.58
<b>Total Supplies</b>				<b>506,352.57</b>
<b>700 Property</b>				
750 Equipment - Original & Additional				5,874.93
<b>Total Property</b>				<b>5,874.93</b>
<b>800 Other Objects</b>				
<b>Total Other Objects</b>				<b>165.00</b>
<b>Total 2600 Operation &amp; Maintenance of Plant Services</b>				<b><u>5,083,077.44</u></b>

	<u>Federal</u>	<u>Total</u>
<b>2700 Student Transportation Services</b>		
<b>100 <u>Personnel Services-Salaries</u></b>		
<b>Total Personnel Services-Salaries</b>		<b>48,156.72</b>
<b>200 <u>Personnel Services-Employee Benefits</u></b>		
210 Grp Ins - Contracted Provider		136.01
220 Social Security Contributions		3,595.67
230 PSERS Retirement Contributions		2,292.71
260 Workmen's Compensation		300.00
270 Grp Ins - Self Insurance		23,329.22
<b>Total Personnel Services-Employee Benefits</b>		<b>29,653.61</b>
<b>400 <u>Purchased Property Services</u></b>		
<b>Total Purchased Property Services</b>		<b>4,920.45</b>
<b>500 <u>Other Purchased Services</u></b>		
513 St Tr Svc-Contr Carrier		2,539,085.21
516 St Tr Svc from the IU	8,521.41	183,469.94
<b>Total Other Purchased Services</b>	<b>8,521.41</b>	<b>2,722,555.15</b>
<b>600 <u>Supplies</u></b>		
610 General Supplies		602.64
<b>Total Supplies</b>		<b>602.64</b>
<b>Total 2700 Student Transportation Services</b>	<b><u>8,521.41</u></b>	<b><u>2,805,888.57</u></b>

	<u>Federal</u>	<u>Total</u>
<b>2800 Central</b>		
<b>100 <u>Personnel Services-Salaries</u></b>		
<b>Total Personnel Services-Salaries</b>		<b>457,540.76</b>
<b>200 <u>Personnel Services-Employee Benefits</u></b>		
210 Grp Ins - Contracted Provider		1,843.61
220 Social Security Contributions		34,722.80
230 PSERS Retirement Contributions		21,730.87
240 Tuition Reimbursements		10,396.00
260 Workmen's Compensation		2,500.00
270 Grp Ins - Self Insurance		88,439.04
<b>Total Personnel Services-Employee Benefits</b>		<b>159,632.32</b>
<b>300 <u>Purchased Professional &amp; Technical Services</u></b>		
<b>Total Purchased Professional &amp; Technical Services</b>		<b>9,597.43</b>
<b>400 <u>Purchased Property Services</u></b>		
<b>Total Purchased Property Services</b>		<b>85,690.38</b>
<b>500 <u>Other Purchased Services</u></b>		
530 Communications		32,381.78
580 Travel		4,699.71
<b>Total Other Purchased Services</b>		<b>37,081.49</b>
<b>600 <u>Supplies</u></b>		
610 General Supplies		12,472.23
<b>Total Supplies</b>		<b>12,472.23</b>
<b>700 <u>Property</u></b>		
750 Equipment - Original & Additional		97,172.65
<b>Total Property</b>		<b>97,172.65</b>
<b>800 <u>Other Objects</u></b>		
<b>Total Other Objects</b>		<b>150.00</b>
<b>Total 2800 Central</b>		<b><u>859,337.26</u></b>

	<u>Federal</u>	<u>Total</u>
2900 Other Support Services		
500 <u>Other Purchased Services</u>		
590 Miscellaneous Purchased Services		55,136.26
<b>Total Other Purchased Services</b>		<b>55,136.26</b>
<b>Total 2900 Other Support Services</b>		<b><u>55,136.26</u></b>

	<u>Federal</u>	<u>Total</u>
<b>3000 Operation of Noninstructional Services</b>		
<b>100 <u>Personnel Services-Salaries</u></b>		
<b>Total Personnel Services-Salaries</b>	<b>10,263.00</b>	<b>708,387.79</b>
<b>200 <u>Personnel Services-Employee Benefits</u></b>		
210 Grp Ins - Contracted Provider		882.79
220 Social Security Contributions	778.03	53,453.95
230 PSERS Retirement Contributions	488.46	32,291.87
250 Unemployment Compensation		5,061.58
260 Workmen's Compensation		4,200.00
270 Grp Ins - Self Insurance		24,688.25
<b>Total Personnel Services-Employee Benefits</b>	<b>1,266.49</b>	<b>120,578.44</b>
<b>300 <u>Purchased Professional &amp; Technical Services</u></b>		
<b>Total Purchased Professional &amp; Technical Services</b>		<b>1,275.00</b>
<b>400 <u>Purchased Property Services</u></b>		
<b>Total Purchased Property Services</b>		<b>19,084.00</b>
<b>500 <u>Other Purchased Services</u></b>		
520 Insurance-General		10,600.00
580 Travel		6,999.80
<b>Total Other Purchased Services</b>		<b>17,599.80</b>
<b>600 <u>Supplies</u></b>		
610 General Supplies	22,035.33	128,189.33
<b>Total Supplies</b>	<b>22,035.33</b>	<b>128,189.33</b>
<b>700 <u>Property</u></b>		
750 Equipment - Original & Additional		5,650.00
760 Equipment - Replacement		510.76
<b>Total Property</b>		<b>6,160.76</b>
<b>800 <u>Other Objects</u></b>		
<b>Total Other Objects</b>		<b>15,231.41</b>
<b>Total 3000 Operation of Noninstructional Services</b>	<b><u>33,564.82</u></b>	<b><u>1,016,506.53</u></b>

	<u>Federal</u>	<u>Total</u>
<b>3200 Student Activities</b>		
<b>100 <u>Personnel Services-Salaries</u></b>		
<b>Total Personnel Services-Salaries</b>		<b>698,124.79</b>
<b>200 <u>Personnel Services-Employee Benefits</u></b>		
210 Grp Ins - Contracted Provider		882.79
220 Social Security Contributions		52,675.92
230 PSERS Retirement Contributions		31,803.41
250 Unemployment Compensation		5,061.58
260 Workmen's Compensation		4,200.00
270 Grp Ins - Self Insurance		24,688.25
<b>Total Personnel Services-Employee Benefits</b>		<b>119,311.95</b>
<b>300 <u>Purchased Professional &amp; Technical Services</u></b>		
<b>Total Purchased Professional &amp; Technical Services</b>		<b>1,275.00</b>
<b>400 <u>Purchased Property Services</u></b>		
<b>Total Purchased Property Services</b>		<b>19,084.00</b>
<b>500 <u>Other Purchased Services</u></b>		
520 Insurance-General		10,600.00
580 Travel		6,999.80
<b>Total Other Purchased Services</b>		<b>17,599.80</b>
<b>600 <u>Supplies</u></b>		
610 General Supplies		106,154.00
<b>Total Supplies</b>		<b>106,154.00</b>
<b>700 <u>Property</u></b>		
750 Equipment - Original & Additional		5,650.00
760 Equipment - Replacement		510.76
<b>Total Property</b>		<b>6,160.76</b>
<b>800 <u>Other Objects</u></b>		
<b>Total Other Objects</b>		<b>15,231.41</b>
<b>Total 3200 Student Activities</b>		<b><u>982,941.71</u></b>

	<u>Federal</u>	<u>Total</u>
<b>3300 Community Services</b>		
<b>100 <u>Personnel Services-Salaries</u></b>		
<b>Total Personnel Services-Salaries</b>	<b>10,263.00</b>	<b>10,263.00</b>
<b>200 <u>Personnel Services-Employee Benefits</u></b>		
220 Social Security Contributions	778.03	778.03
230 PSERS Retirement Contributions	488.46	488.46
<b>Total Personnel Services-Employee Benefits</b>	<b>1,266.49</b>	<b>1,266.49</b>
<b>600 <u>Supplies</u></b>		
610 General Supplies	22,035.33	22,035.33
<b>Total Supplies</b>	<b>22,035.33</b>	<b>22,035.33</b>
<b>Total 3300 Community Services</b>	<b><u>33,564.82</u></b>	<b><u>33,564.82</u></b>

	<u>Total</u>
<b>5000 Other Expenditures and Financing Uses</b>	
<b>800 <u>Other Objects</u></b>	
880 Refund of Prior Year's Receipts	233.11
<b>Total Other Objects</b>	<b>233.11</b>
<b>900 <u>Other Financing Uses</u></b>	
910 Redemption of Principal	83,000.00
930 Fund Transfers	11,311,298.96
<b>Total Other Financing Uses</b>	<b>11,394,298.96</b>
<b>Total 5000 Other Expenditures and Financing Uses</b>	<b><u>11,394,532.07</u></b>

	<u>Total</u>
<b>5100 Debt Service, Other Expenditures and Fin Uses</b>	
<b>800 <u>Other Objects</u></b>	
880 Refund of Prior Year's Receipts	233.11
<b>Total Other Objects</b>	<b>233.11</b>
<b>900 <u>Other Financing Uses</u></b>	
910 Redemption of Principal	83,000.00
<b>Total Other Financing Uses</b>	<b>83,000.00</b>
<b>Total 5100 Debt Service, Other Expenditures and Fin Uses</b>	<b><u>83,233.11</u></b>

5110 Debt Service

900 Other Financing Uses

910 Redemption of Principal

**Total Other Financing Uses**

**Total 5110 Debt Service**

**Total**

83,000.00

**83,000.00**

**83,000.00**

<b>5130 Refund of Prior Years' Revenues/Receipts</b>	<b><u>Total</u></b>
<b>800 <u>Other Objects</u></b>	
880 Refund of Prior Year's Receipts	233.11
<b>Total Other Objects</b>	<b>233.11</b>
<b>Total 5130 Refund of Prior Years' Revenues/Receipts</b>	<b><u>233.11</u></b>

	<u>Total</u>
5200 Interfund Transfers Out	
900 <u>Other Financing Uses</u>	
930 Fund Transfers	11,311,298.96
<b>Total Other Financing Uses</b>	<b>11,311,298.96</b>
<b>Total 5200 Interfund Transfers Out</b>	<b><u>11,311,298.96</u></b>

<b>5220 Special Revenue Fund Transfers</b>	<b><u>Total</u></b>
<b>900 <u>Other Financing Uses</u></b>	
932 Capitl Resrv Fnd Transf (Sec 1431 Muni Code)	3,515,462.18
<b>Total Other Financing Uses</b>	<b>3,515,462.18</b>
<b>Total 5220 Special Revenue Fund Transfers</b>	<b><u>3,515,462.18</u></b>

<b>5240 Debt Service Fund Transfers (to sinking fund)</b>	<b><u>Total</u></b>
<b>900 <u>Other Financing Uses</u></b>	
930 Fund Transfers	7,745,836.78
<b>Total Other Financing Uses</b>	<b>7,745,836.78</b>
<b>Total 5240 Debt Service Fund Transfers (to sinking fund)</b>	<b><u>7,745,836.78</u></b>

<b>5250 Enterprise Fund Transfers</b>	<b><u>Total</u></b>
<b>900 <u>Other Financing Uses</u></b>	
930 Fund Transfers	50,000.00
<b>Total Other Financing Uses</b>	<b>50,000.00</b>
<b>Total 5250 Enterprise Fund Transfers</b>	<b><u>50,000.00</u></b>

	<u>Amount</u>	<u>Total</u>
<b>1000 Instruction</b>		
1100 Regular Programs - E/S	27,448,280.81	
1200 Special and Gifted Education	6,937,291.92	
1300 Vocational Education Programs	1,739,020.73	
1400 Other Instructional Programs - E/S	207,220.86	
1600 Adult Education Programs	898.93	
		36,332,713.25
<b>2000 Support Services</b>		
2100 Pupil Personnel	1,836,491.30	
2200 Instructional Staff	791,117.03	
2300 Administration	3,557,916.77	
2400 Pupil Health	571,878.94	
2500 Business	782,709.25	
2600 Operation & Maintenance of Plant Services	5,083,077.44	
2700 Student Transportation Services	2,805,888.57	
2800 Central	859,337.26	
2900 Other Support Services	55,136.26	
		16,343,552.82
<b>3000 Operation of Noninstructional Services</b>		
3200 Student Activities	982,941.71	
3300 Community Services	33,564.82	
		1,016,506.53
<b>5000 Other Expenditures and Financing Uses</b>		
5100 Debt Service, Other Expenditures and Fin Uses	83,233.11	
5200 Interfund Transfers Out	11,311,298.96	
		11,394,532.07
<b>TOTAL ACTUAL EXPENDITURES .OTHER FINANCING USES</b>		<u><u>65,087,304.67</u></u>

(PRINCIPAL AMOUNTS ONLY)

ALL GOVERNMENTAL FUND TYPES	Short-Term Borrowing	General Obligation Bonds	Authority Building Obligations	Other Long-Term Debt (Incl. Comp. Abs. and OPEB)	Total
1 Debt at Beginning of Fiscal Year		42,625,000		2,590,335	45,215,335
2 Additional Debt Incurred During Year		10,570,000		320,491	10,890,491
3 Retirements and Repayments		5,895,000			5,895,000
4 Debt at End of Fiscal Year		47,300,000		2,910,826	50,210,826

**Total Principal and Interest Payments Made by Your School - All Funds**  
(Include Payments From All Funds)

TOTAL DEBT SERVICE PAYMENTS

Function	Fund	Principal (910)	Principal (920)	Interest (830)	Total (Principal + Interest)
5110	10 General	83,000			83,000
5110	20 Special Revenue				
5110	30 Capital Projects				
5110	40 Debt Services	5,895,000	1,850,837		7,745,837
5120	10 General				
5120	20 Special Revenue				
5120	30 Capital Projects				
5120	40 Debt Services				
<b>Total Debt Payments - Governmental Funds</b>		<b>5,978,000</b>	<b>1,850,837</b>		<b>7,828,837</b>
5110	50 Enterprise				
5110	60 Internal Service				
5120	50 Enterprise				
5120	60 Internal Service				
<b>Total Debt Payments - Proprietary Funds</b>					

	Tuition Paid To Other LEAs During Fiscal Year	Portion of Total Tuition Paid Utilizing ARRA Funds
Tuition Paid to Other LEAs During Fiscal Year		
561 Tuition to Other School Districts Within the State	138,591.35	
562 Tuition to Charter Schools	584,402.57	
564 Tuition Paid to Area Vocational Technical Schools	1,451,069.69	
566 Tuition to Inst of Higher Ed and Tech Inst	36,133.05	
567 Tuition to Approved Private Schools	127,145.16	
568 Tuition to PRRIs and Detention Centers	36,803.97	
569 Tuition - Other	29,545.00	
0560 Total Tuition Paid During Fiscal Year	2,403,690.79	

	Tuition Paid To Other LEAs During Fiscal Year	Portion of Total Tuition Paid Utilizing ARRA Funds
0562 Sub Amounts		
562 Tuition to Charter Schools - Nonspecial Education	493,535.77	
562 Tuition to Charter Schools - Special Education	90,866.80	
Total Object 562 Paid During Fiscal Year	584,402.57	

**DO NOT INCLUDE FEDERAL EXPENDITURES**

FUNCTION-OBJECT	ELEMENTARY	SECONDARY	TOTAL
1100-322			
1100-323			
1100-324			
1100-329			
<b>Total 320</b>			
1200-322	283,278.53	280,961.49	564,240.02
1200-323			
1200-324			
1200-329	82,496.13		82,496.13
<b>Total 320</b>	<b>365,774.66</b>	<b>280,961.49</b>	<b>646,736.15</b>
1300-322			
1300-323			
1300-324			
1300-329			
<b>Total 320</b>			
2200-322			
2200-323			
2200-324			
2200-329			
<b>Total 320</b>			
2400-322			
2400-323			
2400-324			
2400-329			
<b>Total 320</b>			
2450-322			
2450-323			
2450-324			
2450-329			
<b>Total 320</b>			
2900-322			
2900-323			
2900-324			
2900-329			
<b>Total 320</b>			

**Selected Supplemental Revenue**

**Amount**

8518 NCLB, Title V - Informed Par. Ch. & Innovt. Prog.

**(Only Title V revenue coded as Part A – Innovative Programs)**

	<u>Federal</u>	<u>Total</u>
<b>1190 Federally Funded Regular Programs</b>		
<b>100 <u>Personnel Services-Salaries</u></b>		
<b>Total Personnel Services-Salaries</b>	<b>616,751.58</b>	<b>616,751.58</b>
<b>200 <u>Personnel Services-Employee Benefits</u></b>		
220 Social Security Contributions	46,660.92	46,660.92
230 PSERS Retirement Contributions	28,811.01	28,811.01
270 Grp Ins - Self Insurance	190.00	190.00
<b>Total Personnel Services-Employee Benefits</b>	<b>75,661.93</b>	<b>75,661.93</b>
<b>600 <u>Supplies</u></b>		
610 General Supplies	20,228.52	20,228.52
640 Books & Periodicals	10,800.00	10,800.00
<b>Total Supplies</b>	<b>31,028.52</b>	<b>31,028.52</b>
<b>Total 1190 Federally Funded Regular Programs</b>	<b><u>723,442.03</u></b>	<b><u>723,442.03</u></b>

	<u>Elementary</u>	<u>Secondary</u>	<u>Total</u>
<b>1243 Gifted Support</b>			
<b>100 Personnel Services-Salaries</b>			
<b>Total Personnel Services-Salaries</b>	<b>218,803.00</b>	<b>158,366.00</b>	<b>377,169.00</b>
<b>200 Personnel Services-Employee Benefits</b>			
220 Social Security Contributions	16,399.22	11,940.30	28,339.52
230 PSERS Retirement Contributions	10,389.92	7,543.06	17,932.98
260 Workmen's Compensation	1,100.00	1,800.00	2,900.00
270 Grp Ins - Self Insurance		615.00	615.00
<b>Total Personnel Services-Employee Benefits</b>	<b>27,889.14</b>	<b>21,898.36</b>	<b>49,787.50</b>
<b>500 Other Purchased Services</b>			
510 Student Transportation Services		1,287.37	1,287.37
560 Tuition		815.00	815.00
580 Travel	2,852.21	390.95	3,243.16
<b>Total Other Purchased Services</b>	<b>2,852.21</b>	<b>2,493.32</b>	<b>5,345.53</b>
<b>600 Supplies</b>			
610 General Supplies	1,402.94	760.78	2,163.72
640 Books & Periodicals	217.80	445.60	663.40
<b>Total Supplies</b>	<b>1,620.74</b>	<b>1,206.38</b>	<b>2,827.12</b>
<b>Total 1243 Gifted Support</b>	<b><u>251,165.09</u></b>	<b><u>183,964.06</u></b>	<b><u>435,129.15</u></b>

	<u>Elementary</u>	<u>Secondary</u>	<u>Federal</u>	<u>Total</u>
<b>2250 School Library Services</b>				
<b>100 Personnel Services-Salaries</b>				
<b>Total Personnel Services-Salaries</b>	<b>274,328.28</b>	<b>236,170.82</b>		<b>510,499.10</b>
<b>200 Personnel Services-Employee Benefits</b>				
210 Grp Ins - Contracted Provider	761.31	797.01		1,558.32
220 Social Security Contributions	20,774.32	17,708.06		38,482.38
230 PSERS Retirement Contributions	13,016.39	11,168.80		24,185.19
260 Workmen's Compensation	1,600.00	1,100.00		2,700.00
270 Grp Ins - Self Insurance	28,729.95	46,218.87		74,948.82
<b>Total Personnel Services-Employee Benefits</b>	<b>64,881.97</b>	<b>76,992.74</b>		<b>141,874.71</b>
<b>400 Purchased Property Services</b>				
<b>Total Purchased Property Services</b>	<b>1,522.70</b>	<b>1,825.17</b>		<b>3,347.87</b>
<b>500 Other Purchased Services</b>				
580 Travel		528.00		528.00
<b>Total Other Purchased Services</b>		<b>528.00</b>		<b>528.00</b>
<b>600 Supplies</b>				
610 General Supplies	4,139.64	2,376.56		6,516.20
640 Books & Periodicals	27,967.02	37,873.50		65,840.52
<b>Total Supplies</b>	<b>32,106.66</b>	<b>40,250.06</b>		<b>72,356.72</b>
<b>Total 2250 School Library Services</b>	<b><u>372,839.61</u></b>	<b><u>355,766.79</u></b>		<b><u>728,606.40</u></b>

	<u>Total</u>
<b>2750 Nonpublic Transportation</b>	
<b>500 <u>Other Purchased Services</u></b>	
513 St Tr Svc-Contr Carrier	297,071.00
<b>Total Other Purchased Services</b>	<b>297,071.00</b>
<b>Total 2750 Nonpublic Transportation</b>	<b><u>297,071.00</u></b>

	<u>Federal</u>	<u>Total</u>
<b>1190 Federally Funded Regular Programs</b>		
<b>100 <u>Personnel Services-Salaries</u></b>		
<b>Total Personnel Services-Salaries</b>	<b>616,751.58</b>	<b>616,751.58</b>
<b>200 <u>Personnel Services-Employee Benefits</u></b>		
220 Social Security Contributions	46,660.92	46,660.92
230 PSERS Retirement Contributions	28,811.01	28,811.01
270 Grp Ins - Self Insurance	190.00	190.00
<b>Total Personnel Services-Employee Benefits</b>	<b>75,661.93</b>	<b>75,661.93</b>
<b>600 <u>Supplies</u></b>		
610 General Supplies	20,228.52	20,228.52
640 Books & Periodicals	10,800.00	10,800.00
<b>Total Supplies</b>	<b>31,028.52</b>	<b>31,028.52</b>
<b>Total 1190 Federally Funded Regular Programs</b>	<b><u>723,442.03</u></b>	<b><u>723,442.03</u></b>

	<u>Elementary</u>	<u>Secondary</u>	<u>Total</u>
<b>1243 Gifted Support</b>			
<b>100 Personnel Services-Salaries</b>			
<b>Total Personnel Services-Salaries</b>	<b>218,803.00</b>	<b>158,366.00</b>	<b>377,169.00</b>
<b>200 Personnel Services-Employee Benefits</b>			
220 Social Security Contributions	16,399.22	11,940.30	28,339.52
230 PSERS Retirement Contributions	10,389.92	7,543.06	17,932.98
260 Workmen's Compensation	1,100.00	1,800.00	2,900.00
270 Grp Ins - Self Insurance		615.00	615.00
<b>Total Personnel Services-Employee Benefits</b>	<b>27,889.14</b>	<b>21,898.36</b>	<b>49,787.50</b>
<b>500 Other Purchased Services</b>			
510 Student Transportation Services		1,287.37	1,287.37
560 Tuition		815.00	815.00
580 Travel	2,852.21	390.95	3,243.16
<b>Total Other Purchased Services</b>	<b>2,852.21</b>	<b>2,493.32</b>	<b>5,345.53</b>
<b>600 Supplies</b>			
610 General Supplies	1,402.94	760.78	2,163.72
640 Books & Periodicals	217.80	445.60	663.40
<b>Total Supplies</b>	<b>1,620.74</b>	<b>1,206.38</b>	<b>2,827.12</b>
<b>Total 1243 Gifted Support</b>	<b><u>251,165.09</u></b>	<b><u>183,964.06</u></b>	<b><u>435,129.15</u></b>

	<u>Elementary</u>	<u>Secondary</u>	<u>Federal</u>	<u>Total</u>
<b>2250 School Library Services</b>				
<b>100 Personnel Services-Salaries</b>				
<b>Total Personnel Services-Salaries</b>	<b>274,328.28</b>	<b>236,170.82</b>		<b>510,499.10</b>
<b>200 Personnel Services-Employee Benefits</b>				
210 Grp Ins - Contracted Provider	761.31	797.01		1,558.32
220 Social Security Contributions	20,774.32	17,708.06		38,482.38
230 PSERS Retirement Contributions	13,016.39	11,168.80		24,185.19
260 Workmen's Compensation	1,600.00	1,100.00		2,700.00
270 Grp Ins - Self Insurance	28,729.95	46,218.87		74,948.82
<b>Total Personnel Services-Employee Benefits</b>	<b>64,881.97</b>	<b>76,992.74</b>		<b>141,874.71</b>
<b>400 Purchased Property Services</b>				
<b>Total Purchased Property Services</b>	<b>1,522.70</b>	<b>1,825.17</b>		<b>3,347.87</b>
<b>500 Other Purchased Services</b>				
580 Travel		528.00		528.00
<b>Total Other Purchased Services</b>		<b>528.00</b>		<b>528.00</b>
<b>600 Supplies</b>				
610 General Supplies	4,139.64	2,376.56		6,516.20
640 Books & Periodicals	27,967.02	37,873.50		65,840.52
<b>Total Supplies</b>	<b>32,106.66</b>	<b>40,250.06</b>		<b>72,356.72</b>
<b>Total 2250 School Library Services</b>	<b><u>372,839.61</u></b>	<b><u>355,766.79</u></b>		<b><u>728,606.40</u></b>

	<u>Total</u>
<b>2750 Nonpublic Transportation</b>	
<b>500 <u>Other Purchased Services</u></b>	
513 St Tr Svc-Contr Carrier	297,071.00
<b>Total Other Purchased Services</b>	<b>297,071.00</b>
<b>Total 2750 Nonpublic Transportation</b>	<b><u>297,071.00</u></b>

I. Student Transportation Services for Educational Field Trips

II. Student Transportation Services for Student Activities

III. Rental of Vehicles for Student Transportation Services

IV. Capital Reserve (Special Revenue) Fund

Include only district-owned transportation expenditures paid from State or local money.  
DO NOT include federal expenditures or payments to contract service providers.  
Contracted transportation services should not be recorded on this schedule.

Function	Object	Amount	Function	Object	Amount	Function	Object	Amount
----------	--------	--------	----------	--------	--------	----------	--------	--------

**NOTE: Only reimbursable encumbrances will be included in your Actual Instructional Expense calculation.**

**TOTAL ENCUMBRANCES:**

FUND	FUNCTION	OBJECT	TOTAL	EXPLANATION
------	----------	--------	-------	-------------

TOTAL EXPENDITURES:

NOTE: Report expenditures that are paid out of the special revenue fund and/or capital project fund that would be considered reimbursable if they were made from the general fund. See Instructions.

**NOTE: You Must Complete This Schedule If You Desire A Certified Restricted Indirect Cost Rate**

Expenditures considered allowable indirect costs for the listed functions, and a brief explanation of those expenditures.

Function	Indirect Costs (General Fund Only)	Termination or Leave Payout Salaries Object 115	Explanation
2300	30,914.00		General Audit expenditures only
2310			Business Manager expenditures coded to 2310**
2500	777,563.94		Function 2500, less 400, 700, 800
2830	26,091.07		Function 2830
2840	200,069.48		Function 2840
<b>Total</b>	1,034,638.49		

\*\* Function 2310 should only be used to report Business Manager related expenditures if the Business Manager also holds the position of Board Secretary.

All Termination/Leave Payout Salaries	
Function-Object	Amount
1000-115	
2000-115	
3000-115	
<b>Total</b>	

On the schedule below, report the amount of expenditures by fund for the functions and objects listed. These expenditures are considered (1) unallowable as indirect costs and must be eliminated from the indirect cost calculation, (2) included in the base for allocation, or (3) are allowable as indirect costs but are not reported in the Annual Financial Report. All other expenditures used in the Indirect Cost Rate Computation are reported in the Annual Financial Report.

General Fund Expenditures	
Function-Object	Amount
1000-322	1,592,094.79
1000-323	
1200-594	7,629.74
1200-597	
2300-820	
2900-595	40,412.26
2900-596	11,974.00
2990-899	

Cafeteria Fund Food Expense	
Function-Object	Amount
3100-571	
3100-630	1,293,892.91

LEA acknowledges there are no 2990-899 pass thru funds to report.

<b>FUNCTION</b>	<b>SPECIAL EDUCATION</b>	<b>NONSPECIAL EDUCATION</b>	<b>TOTAL</b>
2120 Guidance Services	421,843.03	974,988.21	1,396,831.24
2140 Psychological Services	316,791.06	79,197.77	395,988.83
2150 Speech Pathology And Audiology Services			
2160 Social Work Services			
2260 Instruction and Curriculum Development Services		786.50	786.50
2350 Legal and Accounting Services	43,004.85	116,206.51	159,211.36
2420 Medical Services	4,413.77	10,201.35	14,615.12
2440 Nursing Services	165,781.01	383,162.73	548,943.74
2700 Student Transportation Services	174,948.53	2,630,940.04	2,805,888.57
<b>TOTAL</b>	<b>1,126,782.25</b>	<b>4,195,483.11</b>	<b>5,322,265.36</b>

**Benefits for Staff Relative to  
Collective Bargaining Agreements**

	<b>OBJECT</b>	<b>COVERED</b>	<b>NOT COVERED</b>	<b>TOTAL</b>
<b>10 General Fund</b>				
	211 Medical Insurance			
	212 Dental Insurance			
	215 Eye Care Insurance			
	216 Prescription Insurance			
	271 Self-Insurance Medical Health Benefits	3,215,101.00	1,808,494.00	5,023,595.00
	272 Self-Insurance Dental Health Benefits	271,151.00	152,523.00	423,674.00
	275 Self-Insurance Eye Care Health Benefits	42,983.00	24,176.00	67,159.00
	276 Self-Insurance Prescription Health Benefits			
	<b>FUND TOTAL</b>	<b>3,529,235.00</b>	<b>1,985,193.00</b>	<b>5,514,428.00</b>
<b>50 Enterprise Fund</b>				
	211 Medical Insurance			
	212 Dental Insurance			
	215 Eye Care Insurance			
	216 Prescription Insurance			
	271 Self-Insurance Medical Health Benefits		196,405.00	196,405.00
	272 Self-Insurance Dental Health Benefits		11,327.00	11,327.00
	275 Self-Insurance Eye Care Health Benefits		1,776.00	1,776.00
	276 Self-Insurance Prescription Health Benefits			
	<b>FUND TOTAL</b>		<b>209,508.00</b>	<b>209,508.00</b>
<b>60 Internal Service Fund</b>				
	211 Medical Insurance			
	212 Dental Insurance			
	215 Eye Care Insurance			
	216 Prescription Insurance			
	271 Self-Insurance Medical Health Benefits			
	272 Self-Insurance Dental Health Benefits			
	275 Self-Insurance Eye Care Health Benefits			
	276 Self-Insurance Prescription Health Benefits			
	<b>FUND TOTAL</b>			
	<b>TOTAL FOR ALL FUNDS</b>	<b>3,529,235.00</b>	<b>2,194,701.00</b>	<b>5,723,936.00</b>

<b>General Fund Expenditures: Functions</b>	<b>1000</b>	<b>2000</b>	<b>3100</b>	<b>3200</b>	<b>3300</b>	<b>4000</b>	<b>Object Total</b>
100 Personnel Services-Salaries	1,466,410.17	45,218.94					1,511,629.11
200 Personnel Services-Employee Benefits	105,293.85	5,616.84					110,910.69
300 Purchased Professional & Technical Service							
400 Purchased Property Services							
500 Other Purchased Services							
600 Supplies	101,413.29	1,851.00					103,264.29
700 Property	263,730.66						263,730.66
810 Dues And Fees							
820 Claims and Judgments Against the LEA							
890 Miscellaneous Expenditures							
<b>Total GF Expenditures: Functions</b>	<b>1,936,847.97</b>	<b>52,686.78</b>					<b>1,989,534.75</b>

<b>General Fund Expenditures: Sub Functions</b>	<b>1500</b>	<b>1600</b>	<b>1700</b>	<b>2280</b>	<b>2450</b>	<b>2750</b>	<b>Object Total</b>
100 Personnel Services-Salaries							
200 Personnel Services-Employee Benefits							
300 Purchased Professional & Technical Service							
400 Purchased Property Services							
500 Other Purchased Services							
600 Supplies							
700 Property							
810 Dues And Fees							
820 Claims and Judgments Against the LEA							
890 Miscellaneous Expenditures							
<b>Total GF Expenditures: Sub Functions</b>							

<b>Enterprise Fund Expenses</b>	<b>Fund 51</b>	<b>Funds 52-59</b>	<b>Account Total</b>
100 Salaries			
200 Employee Benefits			
300 Purchased Professional and Technical Servi			
400 Purchased Property Services			
500 Other Purchased Service			
600 Supplies			
700 Property			
810 Dues and Fees			
820 Claims and Judgments Against the LEA			
890 Other Operating Expenditures			
<b>Total Enterprise Fund Expenses</b>			