

Spring 2007



# Report Card to the Community



## **Mission Statement**

The Penn Manor School District shall strive for academic and personal excellence by fostering a democratic environment which motivates students, staff, administrators, and parents to work collaboratively to improve the instructional program.

## Welcome from the Superintendent

---



How do you measure a public school system? Clearly the families of Penn Manor's 5,300 students and the members of Penn Manor's 13,475 tax paying households would answer that question in a variety of ways. If you have three children attending Penn Manor Schools and your children are active in co-curricular activities, your definition of a "good school district" will be dramatically different than the definition of a "good school district" held by a retired couple on a fixed income.

This special "Penn Manor Report Card" section of the *Above and Beyond* is designed to provide to our constituents with vital information that will help you evaluate our progress and effectiveness. Our mission is to provide our students with the best possible education parents might expect, while responding to taxpayers' expectations that this quality education is being provided at a reasonable cost. Our goal is to meet both of those expectations.

Inside our "Report Card" you will find information about both academic progress and tax efficiency. A review of this data shows good evidence that Penn Manor, as it has for many years, does an excellent job of providing the educational programming that parents expect at a cost that taxpayers can endorse.

Donald F. Stewart  
Superintendent of Schools

## Penn Manor Philosophy

---

The Penn Manor School District recognizes, develops, and nurtures the intelligence and sensitivities of its children and adults. It provides a positive and supportive atmosphere where staff and students work collaboratively to define and accomplish goals. A great school district emphasizes academic achievement, promotes cultural awareness, and offers opportunities for personal growth; it is a place where teachers enjoy teaching and students enjoy learning.



## District Snapshot

The Penn Manor School District covers 110 square miles and with 5,306 students has the fourth largest enrollment in Lancaster County.

<u>School</u>	<u>Grades</u>	<u>2006-07 Enrollment</u>
Central Manor Elementary	K-6	480
Conestoga Elementary	K-6	290
Eshleman Elementary	K-6	302
Hambright Elementary	K-6	410
Letort Elementary	K-6	304
Martic Elementary	K-6	373
Pequea Elementary	K-6	376
Manor Middle	7-8	501
Marticville Middle	7-8	367
Penn Manor High School	9-12	1903
Graduating Class of 2007		454
Current Kindergarten Class		306
Number of teachers		380
Number of administrators		20
Number of support staff		240
Market Value Aid Ratio		.4713
2006-2007 Budget		\$58,557,951
Per Pupil Expenditures		\$11,109
Tuition Rate – Elementary (05-06)		\$6,935
Tuition Rate – Secondary (05-06)		\$6,706
Teacher Salary – Starting		\$36,663
Teacher Salary – Average		\$54,943
Community Population		37,355
Total Assessed Value of Property		\$2,192,154,500
2006-2007 Millage Rate		14.73 mills
District Square Miles		110
Bus Miles per Day		5,194 miles



**“Having community members and groups such as Adopt-a-Kid/Adopt-a-Vet visit our schools is an important part of the hands-on learning experience.”**


**- Deb Holt  
Central Manor  
Elementary Principal**

## Graduation Rate

The 2005 graduation rate is determined by dividing the number of graduates by the number of graduates plus the number of dropouts for four years. Penn Manor’s graduation rate of 95% exceeds the county average of 89% and is one of the top four graduation rates in the county.


# P.S.S.A. Reading and Math Proficiency

The federal No Child Left Behind legislation currently mandates that students meet the performances targets of at least 45% proficiency for mathematics and 54% proficiency for reading. In 2006 Penn Manor's average district scores of 79% for mathematics and 75% for reading exceeded the federal targets. Additionally, the achievements of Penn Manor students exceeded both the state and county averages overall, as well as in Grades 3, 5, 8, and 11.

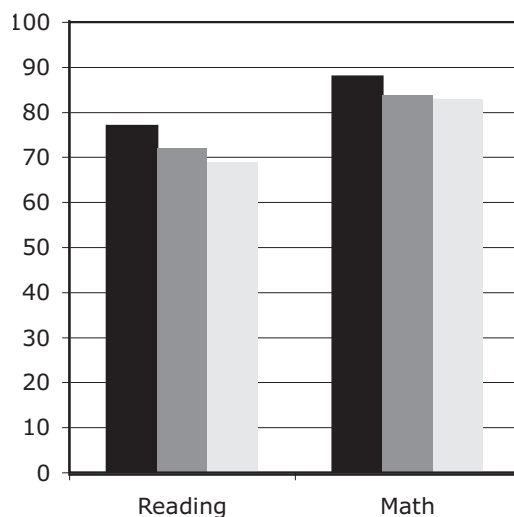


“We are very proud of Penn Manor’s students and staff who are extremely diligent as they work towards the NCLB goal of academic proficiency.”

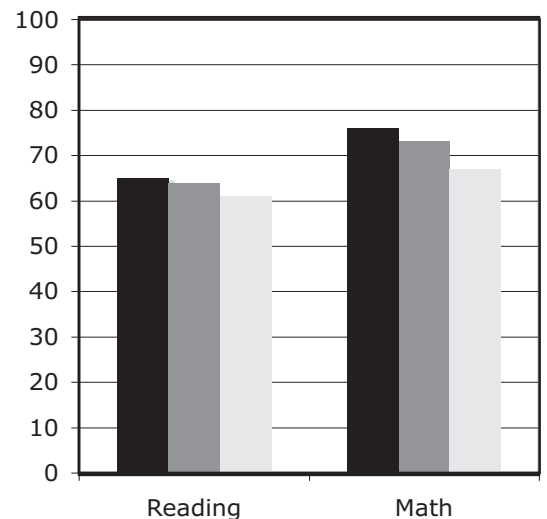
**- Ellen Pollock  
Assistant  
Superintendent for  
Curriculum and  
Instruction**



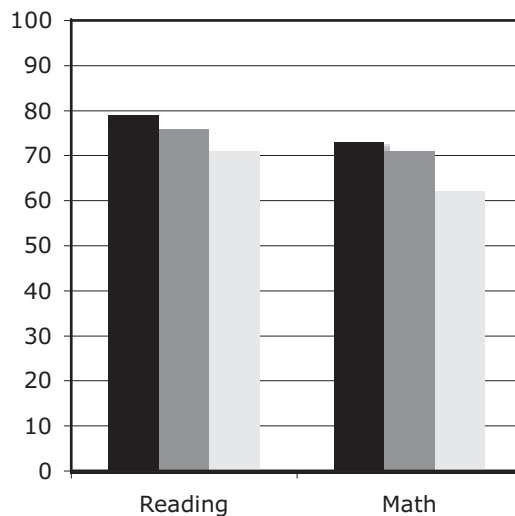
**3rd Grade 2006 PSSA Results**



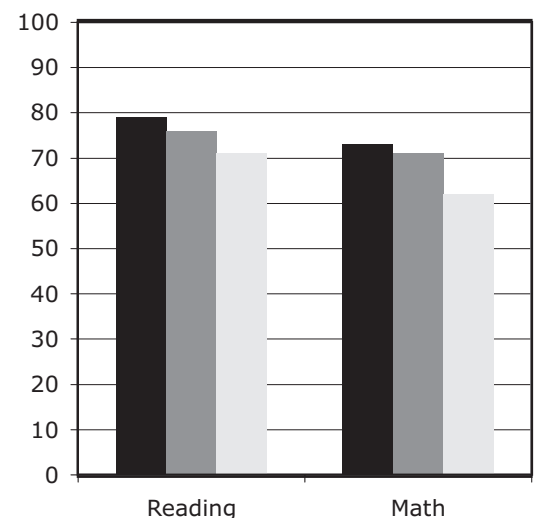
**5th Grade 2006 PSSA Results**



**8th Grade 2006 PSSA Results**



**11th Grade 2006 PSSA Results**



# High School Improvement

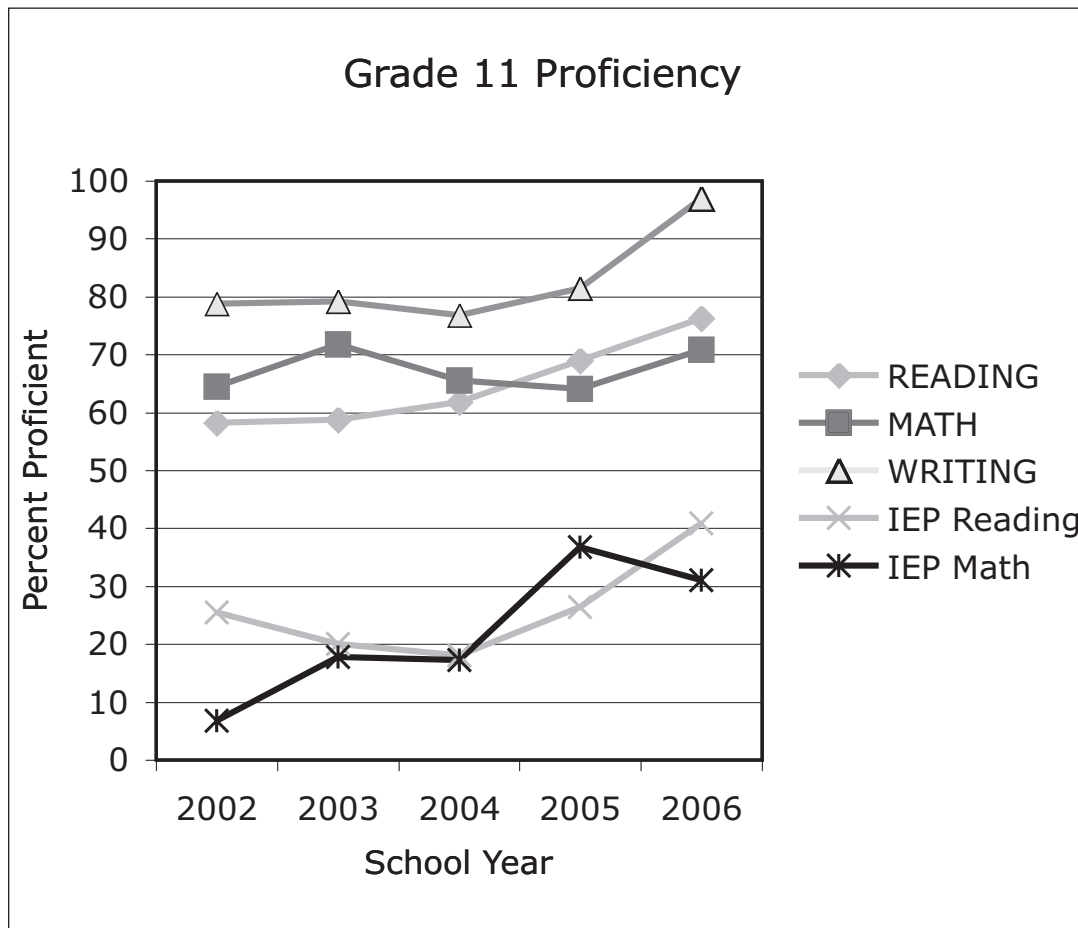
Penn Manor High School has achieved the greatest gains in reading and mathematics proficiency over the past five years of all high schools in Lancaster County. Additionally, Penn Manor High School was recognized in 2006 by Standard and Poor's "School Matters" reporting system as one of only 48 schools in Pennsylvania, and the only one in Lancaster County, for demonstrating significant gains in PSSA scores by subgroup (economically disadvantaged).

School-wide changes have included the development of common curriculum and assessments, Friday reading in all classes, full year math and reading for struggling learners, and use of data to identify students and programs in need of support.



**“The high school's improvement has been a collaborative effort. When an entire school works together, we can accomplish much more.”**

**- Janice Mindish  
Penn Manor High  
School Principal**



For more detailed information on Penn Manor's schools performance on the PSSA tests, please visit the Pennsylvania Department of Education Academic Achievement Report website at [www.paapp.com](http://www.paapp.com).

## A.P. Participation

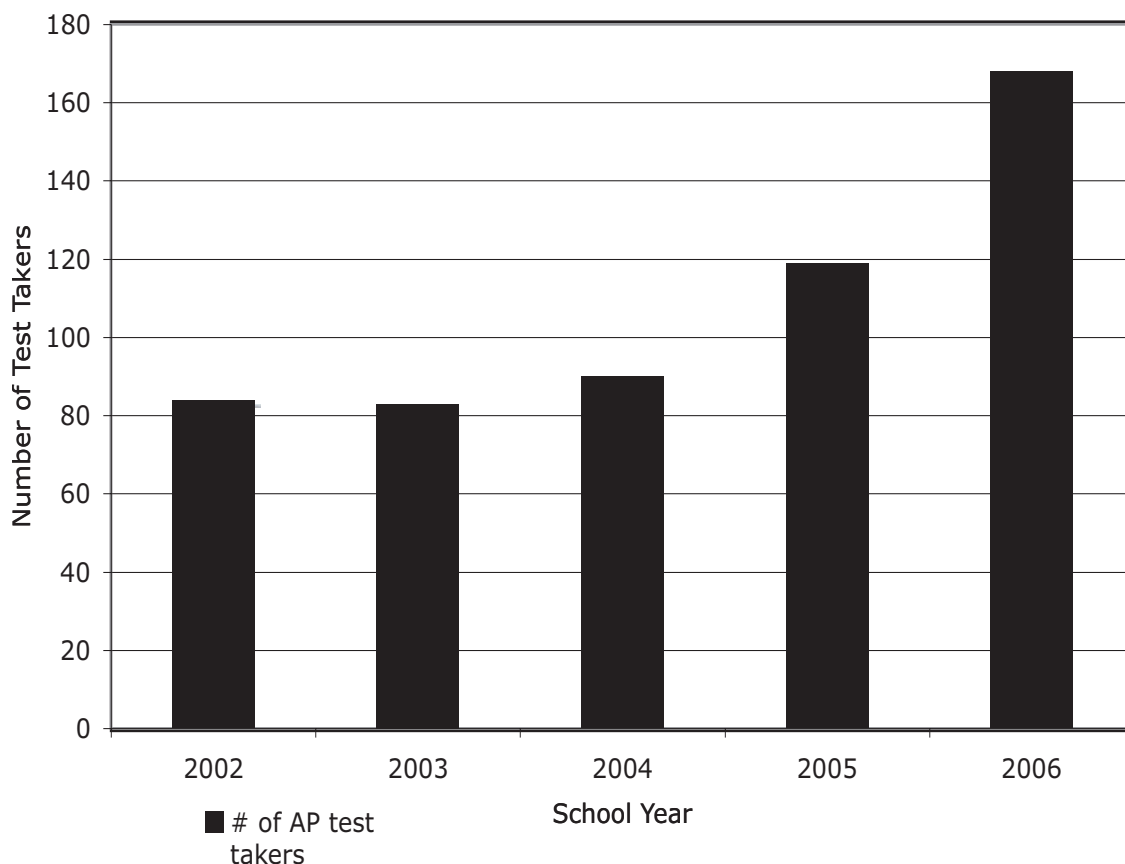
Penn Manor High School offers multiple Advanced Placement courses in which students have the opportunity to gain college credit for high school coursework. In the past ten years the number of students taking the Advanced Placement exam has increased dramatically. Penn Manor High School currently offers Advanced Placement courses in Art, American History, Biology, European History, Calculus AB/BC, US Government, Chemistry, Physics, and Literature and Composition.

“The record number of Penn Manor students taking A.P. Exams and receiving college credit is a result of the increased rigor and relevance of our high school curriculum.”

- Michael Lechliter  
Assistant  
Superintendent  
for Personnel &



Number of Students Taking A.P. Exams



## S.A.T. Scores

The scores of Penn Manor students taking the Scholastic Aptitude Test (S.A.T.) have shown consistency over the past five years. The scores have generally been at or above state average in both math and verbal aptitudes.

# Budget Summary for 2006-2007

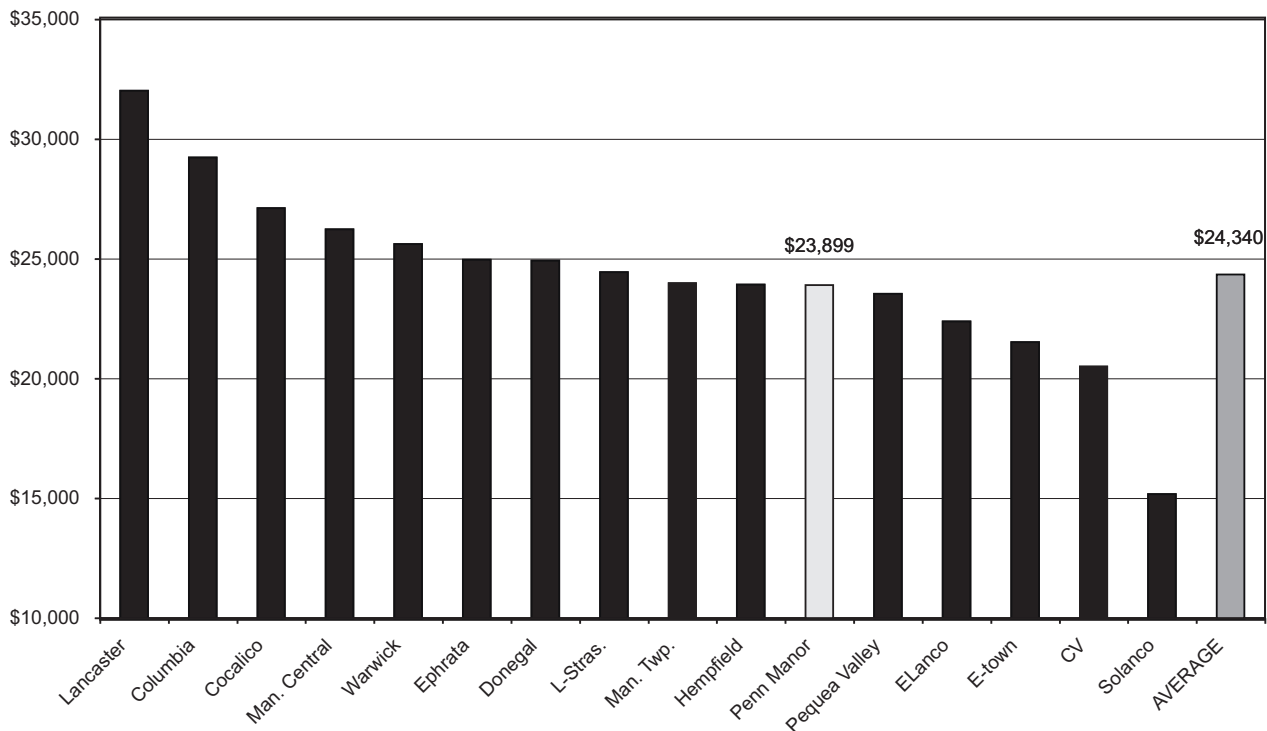
The Pennsylvania School Code requires that an operating budget be passed for every school year. The administration begins this process every fall and presents a budget to the School Board for discussion and approval in the spring. The budget is crafted in such a way that the educational needs of the students are weighed against the burden placed upon taxpayers.

2006-2007 Operating Budget	\$58,557,951
2006-2007 Millage Rate	14.73 mills
Total Assessed Value of Property	\$2,192,154,500
1 Mill Generates	\$2,116,306
Cost to Taxpayers	\$14.73 for every \$1,000 of assessed property value

## Real Estate Tax Liability Comparison

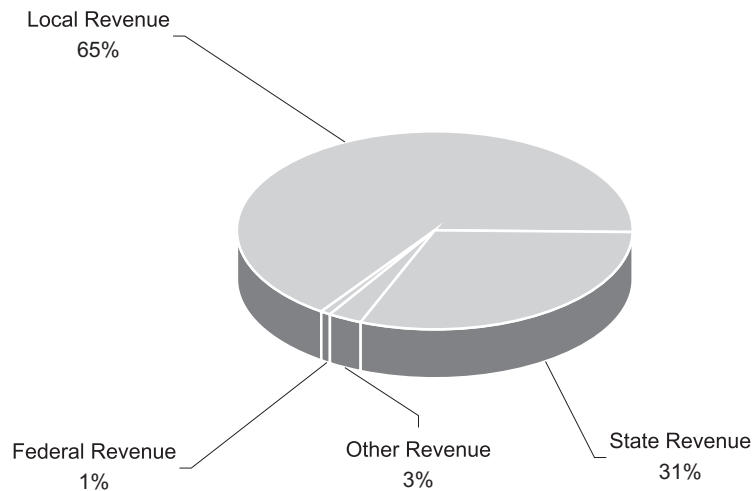
This chart compares the real estate taxes using the average assessed value of a property in Penn Manor for each of the school districts in Lancaster County going back to 1990-91. As the chart indicates, the amount calculated on an average Penn Manor property is below the county average.

Total Tax Liability Since 1990-91 by School District  
(using PMSD average assessment)



## Sources of Revenue - 2006-2007 Budget

Penn Manor collects revenue from several sources to fund the education of our students. These sources can be classified as coming from "local," "state," "federal," and "other" sources. Most funding for the district comes from local taxpayers in the form of taxes on real estate and income. The state also provides funding through subsidies paid for basic education, special education, transportation, debt reimbursement and support for social security and retirement costs. Federal grants and subsidies supply a small amount of funding. The other sources of revenue would include the use of fund balance or reserves.



## Expenditure of Funds - 2006-2007 Budget

Expenses for the school district can be classified in a few broad categories. These categories include instructional expenses, support services, non-instructional expenses and debt service. By far, the largest expenses of the district are the staff salary and benefits expenses. Debt service (payment for land, buildings and improvements) is another significant area of expense. Other expenditures such as books, supplies, maintenance, transportation and utilities are part of the student support and non-instructional services.

